



FIBER OPTIC CONNECTION SYSTEM

opticalCON®



TRUST
THE
ORIGINAL

NEUTRIK®

A brand of the Neutrik Group

CONTENT

FIBER OPTIC SYSTEMS



opticalCON®

	PAGE
Introduction	4
opticalCON® Design Criteria	5
opticalCON® ADVANCED / LITE	6
opticalCON® Chassis	7
opticalCON® Mobile Field Cable Range	8
opticalCON® Options	10
opticalCON® ADVANCED Cable Connectors	12
Features & Benefits	13
opticalCON® DUO ADVANCED	14
opticalCON® QUAD ADVANCED	16
opticalCON® MTP® 12 ADVANCED	18
opticalCON® MTP® 16 ADVANCED	20
opticalCON® MTP® 24 ADVANCED	22
opticalCON® MTP® 48 ADVANCED	24
opticalCON® SPLIT & POWER SPLIT Cables	26
LC & MTP BREAKOUT CABLES	28
Accessories for opticalCON® ADVANCED	29
opticalCON® LITE Cable Connectors	30
Features & Benefits	31
opticalCON® DUO LITE	32
opticalCON® QUAD LITE	34
opticalCON® MTP® 12 LITE	36
opticalCON® MTP® 24 LITE	38
opticalCON® ADVANCED Chassis Connectors	40
Features & Benefits	41
opticalCON® DUO ADVANCED Chassis	42
opticalCON® QUAD ADVANCED Chassis	44
opticalCON® MTP® 12 ADVANCED Chassis	46
opticalCON® MTP® 16 ADVANCED Chassis	48
opticalCON® MTP® 24 ADVANCED Chassis	50
opticalCON® MTP® 48 ADVANCED Chassis	52
Accessories for Chassis	54
opticalCON® Coupler	55
opticalCON® Transceiver Adapter	56
opticalCON® Breakout Adapter	56
opticalCON® Breakout Boxes	57
opticalCON® opticalBAR	58
opticalCON® Panel Solutions	59
Fiber Optic Measurement & Cleaning Kit	61
opticalCON® Field Assembly Kit	63



THE APPLICATIONS FOR FIBER ARE EXTENSIVE

A few years ago, the use of fiber optic cabling in professional AV applications was limited to such special cases as HD broadcast cameras. Since then, the AV industry's adoption of fiber optics has increased immensely. Today, fiber optics are widely used for digital signal transmission in pro audio, professional broadcast, and the touring / rental industries.

As pro audio and broadcast equipment has evolved from analog to digital data transmission, the industry has attempted to adapt connectors originally designed for data communication (e.g. RJ45 connectors for electrical transmission). Today, that trend continues with fiber optic connectors. However, conventional data communication fiber optic connectors (ST, SC, LC, etc.) have a risk of failure when they are deployed in AV applications. These conventional data connectors are optimized for permanent, one-time connection.

They were never designed for mobile applications or to handle high mating cycles in harsh environments. Alternative connectors, originally developed for military applications, have not been cost effective and have been deficient either in regards to dust protection and maintenance and/or in their attenuation and return loss characteristics.

Neutrik understood these deficiencies and solved the various issues associated with mobile fiber optic connectivity when it launched its **opticalCON®** fiber optic line in 2005. The **opticalCON®** design is based on a unique concept which combines low maintenance, high mating cycles, and a safe connection in the field. As a result, **opticalCON®** has gained wide acceptance in the pro audio and professional broadcast industries. Both well known equipment manufacturers and key industry users have put their trust in **opticalCON®** for many years.



opticalCON® DESIGN CRITERIA

opticalCON® ADVANCED DUO is an LC-based fiber optic connection system which is typically used for equipment connections. With built-in, automatic dust shutters and a rugged housing, the fibers are always dust protected, and high mating cycles in harsh environments are achieved. Compatibility with conventional LC connectors at both the front and the rear of the chassis connectors offers users the choice of using either cost-effective, standard LC patch cables or else ruggedized opticalCON® cables.

Following on the success of opticalCON® ADVANCED DUO, the **opticalCON® ADVANCED QUAD** series, also an LC-based connector system, doubles the fiber count to offer a rugged point-to-point connection. opticalCON® QUAD has been successfully deployed in applications such as data routing for touring / live rental, including especially OB (outdoor broadcast) applications.

opticalCON® ADVANCED MTP® increases the number of fibers in one connector up to 48 and is the ideal solution for point-to-point multi-fiber signal transmission. As an alternative to opticalCON® MTP's single 12-fiber connector, Neutrik offers a wide variety of SPLIT cable configurations. opticalCON® SPLIT offers an alternative for users of opticalCON® DUO or QUAD chassis connectors, providing advantages regarding field assembly and potential repair cost.

Finally, Neutrik's **opticalCON® LITE** connectors offer a cost effective and lightweight solution. The unique design of opticalCON® LITE's tactical patch cable allows extreme bending without fiber breakage and absorbs high lateral forces. As a result, the opticalCON® LITE is an ideal choice for such permanent and semi-permanent installations as server rooms, patch fields, and indoor cabling.



opticalCON® CABLE CONNECTORS

opticalCON® LITE



opticalCON® ADVANCED



opticalCON® CHASSIS CONNECTORS

opticalCON® DUO

2-channel fiber optic connection system



opticalCON® QUAD

4-channel fiber optic connection system



opticalCON® MTP® 12

12-channel fiber optic connection system



opticalCON® MTP® 16

16-channel fiber optic connection system



opticalCON® MTP® 24

24-channel fiber optic connection system



opticalCON® MTP® 48

48-channel fiber optic connection system




opticalCON® MOBILE FIELD CABLE RANGE

ADVANCED CABLE

opticalCON® DUO

Rugged and lightweight 2-channel mobile field cable, excellent cable retention due to aramid yarn, black PUR outer jacket, available in multi- and single mode (PC or APC), military approved.

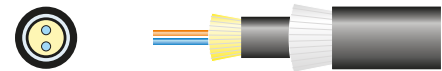
2M / 2S (A)



opticalCON® DUO X-TREME

2-channel X-TREME cable offering a cut-proof and rodent resistant double jacket glass yarn armoured cable construction, excellent cable retention due to aramid yarn, black PUR outer jacket.

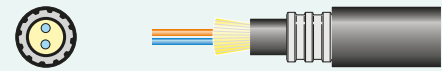
X2M / X2S (A)



opticalCON® DUO ARMORED

Extra rugged and lightweight stainless steel jacket absorbs lateral forces up to 200 kg/cm². Ultra flexible due to the special spring shape construction, available in multi- and single mode (PC or APC).

XX2M / XX2S (A)



opticalCON® DUO HYBRID

Extra rugged hybrid cable with 2 multimode channels and 4 x 0.75 mm² copper conductors, GFK strength member and aramid yarn as cable retention.

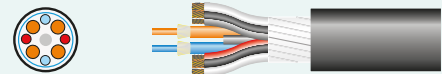
H1



opticalCON® DUO SMPTE

SMPTE cable with 2 single mode channels (PC or APC), 2 x AWG 24 and 4 x AWG 20 stranded copper conductors, overall copperbraided shield and stainless steel strength member, 120 kg/km.

S1/S7 (A)



opticalCON® DUO LOW VOLTAGE HYBRID

Ultra flexible, cost effective and lightweight (65 kg/km) low voltage hybrid cable with 2 single mode channels and 2 x AWG 16 copper conductors, aramid yarn cable retention.

S5 (A)



opticalCON® QUAD

Rugged and lightweight 4-channel mobile field cable, excellent cable retention due to aramid yarn, black PUR outer jacket, available in multi- and single mode (PC or APC).


4M / 4S (A)



opticalCON® QUAD X-TREME

4-channel X-TREME cable offering a cut-proof and rodent resistant double jacket glass yarn armoured cable construction, excellent cable retention due to aramid yarn, black PUR outer jacket.

X4M / X4S (A)



opticalCON® QUAD ARMORED

Extra rugged and lightweight stainless steel jacket absorbs lateral forces of 200 kg/cm². Ultra flexible due to the special spring shape construction, available in multi- and single mode (PC or APC).

XX4M / XX4S (A)



opticalCON® MTP® 12 & SPLIT

Rugged and lightweight 12-channel mobile field cable, excellent cable retention due to aramid yarn, black PUR outer jacket, available in multi-mode PC and singlemode APC.

12M / 12SA

**opticalCON® MTP® 16**

Rugged and lightweight 16-channel mobile field cable, excellent cable retention due to aramid yarn, black PUR outer jacket, available in single-mode APC.

16SA

**opticalCON® MTP® 24**

24-channel mobile field cable with excellent cable PUR outer jacket, available in multimode PC and singlemode APC.

24M / 24SA

**opticalCON® MTP® 48**


Rugged and lightweight 48-channel mobile field cable, excellent cable retention due to aramid yarn, black PUR outer jacket, available in multi-mode PC.

48M

**opticalCON® MTP® 12 X-TREME & SPLIT**


12-channel X-TREME cable offering a cut-proof and rodent resistant double jacket glass yarn armoured cable construction, excellent cable retention due to aramid yarn, black PUR outer jacket.

X12M / X12SA

**opticalCON® POWER-SPLIT 1.5**

Extra rugged hybrid cable up to 8 single mode channels and 2 x 1.5 mm² copper conductors, 1.5 mm² shield, 2 opticalCON cable connectors and 1 powerCON cable connector.

P8M / P8S (A)

**opticalCON® POWER-SPLIT 2.5**

Extra rugged hybrid cable up to 12 single mode or multimode channels and 3 x 2.5 mm² copper conductors, 1 opticalCON cable connector and 1 powerCON TRUE1 TOP cable connector.

P12M / P12S (A)

**LITE CABLE****opticalCON® DUO LITE**

Rugged and lightweight 2-channel patch cable, excellent cable retention due to aramid yarn, black PVC outer jacket, available in multi- and single-mode (PC or APC), suitable for permanent and temporary installation.

2M-L / 2S (A)-L

**opticalCON® QUAD LITE**

Lightweight tactical patch cable, 4 x 900/125 micron fibers, rugged cable retention due to aramid yarn, black PVC outer jacket, available in multi- and singlemode (PC or APC), designed for permanent or semi-permanent installations.

4M-L / 4S (A)-L

**opticalCON® MTP® 12 LITE**

Rugged tactical patch cable, 12x 250/125 micron fibers, aramid yarn for appropriate cable retention, black PVC outer jacket, available in multi-mode PC and singlemode (APC), suitable for permanent or semi-permanent installations.

12M-L / 12SA-L

**opticalCON® MTP® 24 LITE**

Rugged tactical patch cable, 24 x 250/125 micron fibers, aramid yarn for appropriate cable retention, black PVC outer jacket, available in multimode PC and singlemode (APC), suitable for permanent or semi-permanent installations.

24M-L / 24SA-L



opticalCON[®] OPTIONS


opticalCON[®] ADVANCED



opticalCON[®] LITE



opticalCON[®] SPLIT



1

Rubber protection cover

Noise cancelling rubber protection cover for opticalCON® ADVANCED cable connectors, including front housing.



SCNO*X-A-NC

2

Custom color coding

Color coding ring for opticalCON® cable connectors.



NOR-*

* 0-black / 1-brown / 2-red / 3-orange / 4-yellow /
5-green / 6-blue / 7-violet / 8-grey / 9-white



3

Crossed fiber wiring (A-A), (B-B)

Neutrik standard: wiring acc. IEC 11801



4

Power IN / OUT

With the Neutrik powerCON TRUE1 TOP mains connector NAC3MX-W-TOP (IN) / NAC3FX-W-TOP (OUT).




NAC3MX-W-TOP



NAC3FX-W-TOP

5

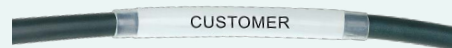
Breakout assembly**Standard split length x:**

- DUO / QUAD 30 cm (1 ft.)
- MTP® 12 60 cm (2 ft.)
- MTP® 16 1 m (3 ft.)
- MTP® 24 1 m (3 ft.)
- MTP® 48 1 m (3 ft.)

6

Custom cable & Split text labeling

- Custom labeling
- 1 or 2 lines
- Split text to color



7

Female assembly on cable drums

Cable extension solution eliminating the need for couplers.



8

Custom split length

Standard: length 1 m

9

Stepped split assembly

Standard: equal split length



opticalCON[®] ADVANCED CABLE CONNECTORS



FEATURES AND BENEFITS



Customized solutions with
opticalCON® Configurator



MOBILE USE

RUGGED

LOW MAINTENANCE

HIGH PERFORMANCE

opticalCON® DUO



NKO2S-A*

- 2 fibers
- 4 copper contacts

opticalCON® QUAD



NKO4S-A*

- 4 fibers

opticalCON® MTP® 12



NKO12*

- 12 fibers

opticalCON® MTP® 16



NKO16SA*

- 16 fibers

opticalCON® MTP® 24



NKO24*

- 24 fibers

opticalCON® MTP® 48



NKO48MA*

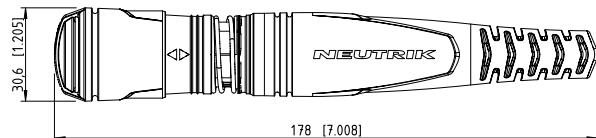
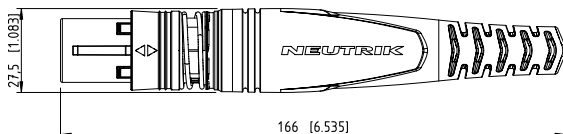
- 48 fibers

opticalCON® DUO ADVANCED CABLE CONNECTOR ASSEMBLY



- Ruggedized and dirt-protected 2-channel fiber optic connection system
- Cable connector features rugged metal housing and heavy-duty cable retention
- Automatic sealing shutter with silicone gasket to protect the LC's
- Dust and water resistant according to IP65 in mated condition
- Accommodates standard optical LC-Duplex connectors
- Field repairable
- Easy to clean, no special tools required
- Reliable Push-Pull locking mechanism
- Cable connector comes pre-assembled with a choice of mobile field cables
- Range of 3 hybrid cables for powered applications:
 - SMPTE cable for indoor UHD camera routing applications¹
 - Hybrid multimode cable
 - Light weight low voltage camera / SM hybrid cable for ENG / SNG applications
- Available in multimode, single mode PC, and single mode APC

1 ... Not compatible to SMPTE 304M standard. Suitable for indoor (studio) camera links considering specific conditions acc. to IEC 60664-1 like pollution degree 1, overvoltage category 1 and rated voltage. For detailed information ask for the White Paper "opticalCON® @ SMPTE Indoor Applications".



TECHNICAL DATA

OPTICAL CABLE CONNECTOR

Optical connector		LC-Duplex
Fiber	Multimode, Singlemode PC / APC	•
Insertion loss	< 0.45 dB / connection	•
min. Return loss	MM PC > 25 dB	•
	SM PC > 50 dB	•
	ESM APC > 60 dB	•

MECHANICAL

Insertion / withdrawal force	< 45 N	•
Lifetime (mating cycles)	> 5'000	•
Cable retention force	Fiber only > 500 N	•
	Hybrid > 500 N	•
	SMPTE > 500 N	•

ELECTRICAL

Number of electrical contacts		4
Rated current	contact 1+ 4 6 A	NKO2M-H1
	contact 1+ 4 6 A	NKO2S(A)-S1/S7
Contact resistance	< 7 mΩ	•
Insulation resistance	- initial: > 10 GΩ	•
	- after damp heat test: > 1 GΩ	•
Dielectric strength	1500 V dc	•
Rated voltage	Mains 65 V ac/dc	• ¹
	Sense 50 V ac/dc	• ¹

MATERIAL

Shell	Zinc diecast (ZnAl4Cu1), black chrome plating	•
Insert / Insulation	Polyamid PA 6, PBT 30% GR, PBT 50% GR	•
Insert color	MM: black, SM PC: blue, SM APC: green	•
Contacts	- male: Brass (CuZn39Pb3)	•
Contact surface	Gold (gal 0.2 μm Au over 2 μm Ni)	•
Strain relief	Brass, Ni plated	•
Bushing	ZnAl4Cu1	•
Boot	EPDM, rubber boot	•

ENVIRONMENTAL

Operating temp.	-40°C to +75°C	•
Flammability	UL94 HB	•
Solderability	complies with IEC 68-2-20	•
Protection class	in mated condition IP65	•

1 ... Not compatible to SMPTE 304M standard. Suitable for indoor (studio) camera links considering specific conditions acc. to IEC 60664-1 like pollution degree 1, overvoltage category 1 and rated voltage. For detailed information ask for the White Paper "opticalCON® @ SMPTE Indoor Applications".

TECHNICAL DATA

CABLES



	2M	2S (A)	2M-H1	2S(A) - S1/S7	2S (A) - S5	X2M	X2S (A)	XX2M	XX2S (A)
Max. number of fibers	2	2	2	2	2	2	2	2	2
Mode - Multimode PC	•	-	•	-	-	•	-	•	-
- Single mode PC / APC	-	•	-	•	•	-	•	-	•
Fiber - 50 / 125-OM3	•	-	•	-	-	•	-	•	-
- 9 / 125-G657A2	-	•	-	•	•	-	•	-	•
Bend optimized fiber	•	•	-	•	•	•	•	•	•
Laser optimized fiber	•	N/A	-	N/A	N/A	•	N/A	•	N/A
Copper wires									
- AWG 16	-	-	-	-	2x	-	-	-	-
- AWG 18 (0.75 mm ²)	-	-	4x	-	-	-	-	-	-
- AWG 20	-	-	-	4x	-	-	-	-	-
- AWG 24	-	-	-	2x	-	-	-	-	-
Outer shield									
- Copper braid	-	-	-	•	-	-	-	-	-
- Coated glass yarn	-	-	-	-	-	•	•	-	-
- Stainless steel Jacket	-	-	-	-	-	-	-	•	•
Strength member									
- GFK	-	-	•	-	-	-	-	-	-
- Stainless Steel	-	-	-	•	-	-	-	-	-
Cable retention									
Aramid yarn	•	•	•	-	•	•	•	•	•
- Crimp type	-	-	-	•	-	-	-	-	-
Overall diameter (mm)	5.0	5.0	8.9	9.2	7.3	9.2	9.2	10.5	10.5
Jacket - PUR black matte	•	•	•	•	•	•	•	•	•
Optical connector									
- LC-Duplex	•	•	•	•	•	•	•	•	•
- LC based	-	-	-	-	-	-	-	-	-
Min. bending radius (cm)	5.0	5.0	8.9	10.0	7.5	9.2	9.2	10.5	10.5
Weight (kg / km)	21	23	78	120	65	79	79	131	133
Attenuation (dB / km)	@ 850 nm - 3.5 @ 1310 nm - 1.5	@ 1310 nm - 0.5 @ 1550 nm - 0.5	@ 850 nm - 2.5 @ 1300 nm - 0.7	@ 1310 nm - 0.45 @ 1550 nm - 0.5	@ 1310 nm - 0.5 @ 1550 nm - 0.5	@ 850 nm - 2.5 @ 1300 nm - 0.5	@ 1310 nm - 0.35 @ 1550 nm - 0.21	@ 850 nm - 3.5 @ 1300 nm - 1.5	@ 1310 nm - 0.5 @ 1550 nm - 0.5
Bandwidth (MHz-km)	@ 850 nm > 1500 @ 1310 nm > 500		@ 850 nm > 500 @ 1300 nm > 500	@ 1310 nm - 0.45 @ 1550 nm - 0.5	@ 1310 nm - 0.5 @ 1550 nm - 0.5	@ 850 nm ≥ 1500 @ 1300 nm ≥ 500		@ 850 nm ≥ 1500 @ 1300 nm ≥ 500	
Refraction index	@ 850 nm - 1.483 @ 1310 nm - 1.479	@ 1310 nm - 1.458 @ 1550 nm - 1.458	@ 850 nm - 1.482 @ 1300 nm - 1.477	@ 1310 nm - 1.468 @ 1550 nm - 1.468	@ 1310 nm - 1.458 @ 1550 nm - 1.458	@ 850 nm - 1.482 @ 1300 nm - 1.477	@ 1310 nm - 1.467 @ 1550 nm - 1.467	@ 850 nm - 1.483 @ 1310 nm - 1.479	@ 1310 nm - 1.458 @ 1550 nm - 1.458
Power solution	240V ac / 16A	-	-	-	-	-	-	-	-

ORDERING & PACKAGING OPTIONS

with max. cable length see on the opticalCON® Configurator – www.neutrik.com

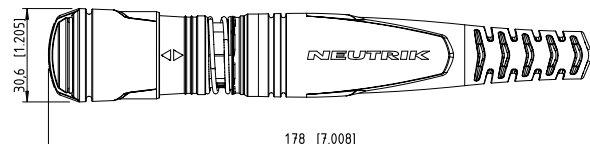
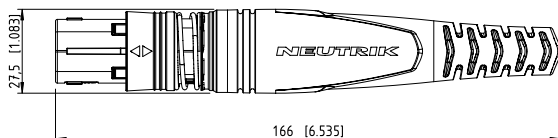


- 0... Airspool
- 1... opticalCON Case
- 2... Drum Schill GT310
- 3... Drum Schill GT380
- 4... Drum Schill HT582
- 5... Drum Schill GT450
- 6... Drum Schill SK4812

opticalCON® QUAD ADVANCED CABLE CONNECTOR ASSEMBLY



- Ruggedized and dirt-protected 4-channel fiber optic connection system
- For point-to-point multichannel routing
- Cable connector features rugged all-metal housing and heavy-duty cable retention
- Innovative special shutter guarantees low maintenance
- Dust and water resistant according to IP65 in mated condition
- Easy to clean, no special tools required
- Reliable Push-Pull locking mechanism
- Cable connector comes pre-assembled with a choice of mobile field cables
- Field repairable



TECHNICAL DATA

OPTICAL CABLE CONNECTOR

Optical connector	PC	
Fiber	Multimode, Singlemode PC / APC	•
Insertion loss	< 0.45 dB / connection	•
min. Return loss	MM PC > 25 dB	•
	SM PC > 50 dB	•
	SM APC > 60 dB	•

MECHANICAL

Insertion / withdrawal force	< 45 N	•
Lifetime (mating cycles)	> 5'000	•
Cable retention force	Fiber only > 500 N	•

MATERIAL

Shell	Zinc diecast (ZnAl4Cu1), black chrome plating	•
Insert / Insulation	Polyamid PA 6, PBT 30% GR, PBT 50% GR	•
Insert color	MM: black, SM PC: blue, SM APC: green	•
Strain relief	Brass, Ni plated	•
Bushing	ZnAl4Cu1	•
Boot	EPDM, rubber boot	•

ENVIRONMENTAL

Operating temp.	-40°C to +75°C	•
Flammability	UL94 HB	•
Protection class	in mated condition IP65	•

TECHNICAL DATA

CABLES



	4M	4S (A)	X4M	X4S (A)	XX4M	XX4S (A)
Max. number of fibers	4	4	4	4	4	4
Mode						
- Multimode PC	•	-	•	-	•	-
- Single mode PC / APC	-	•	-	•	-	•
Fiber						
- 50 / 125-OM3	•	-	•	-	•	-
- 9 / 125-G657A2	-	•	-	•	-	•
Bend optimized fiber	•	•	•	•	•	•
Laser optimized fiber	•	N/A	•	N/A	•	N/A
Outer shield						
- Copper braid	-	-	-	-	-	-
- Coated glass yarn	-	-	•	•	-	-
- Stainless steel Jacket	-	-	-	-	•	•
Strength member						
- GFK	-	-	-	-	-	-
- Stainless Steel	-	-	-	-	-	-
Cable retention						
- Aramid yarn	•	•	•	•	•	•
- Crimp type	-	-	-	-	-	-
Overall diameter (mm)	5.8	5.8	9.2	9.2	10.5	10.5
Jacket						
- PUR black matte	•	•	•	•	•	•
Optical connector						
- LC-Duplex	-	-	-	-	-	-
- LC based	•	•	•	•	•	•
Min. bending radius (cm)	5.8	5.8	9.2	9.2	10.5	10.5
Weight (kg / km)	31	31	88	88	141	141
Attenuation (dB / km)	@ 850 nm - 2.5 @ 1300 nm - 0.5	@ 1310 nm - 0.35 @ 1550 nm - 0.21	@ 850 nm - 2.5 @ 1300 nm - 0.5	@ 1310 nm - 0.35 @ 1550 nm - 0.21	@ 850 nm - 2.5 @ 1300 nm - 0.5	@ 1310 nm - 0.35 @ 1550 nm - 0.21
Bandwidth (MHz-km)	@ 850 nm ≥ 1500 @ 1300 nm ≥ 500		@ 850 nm ≥ 1500 @ 1300 nm ≥ 500		@ 850 nm ≥ 1500 @ 1300 nm ≥ 500	
Refraction index	@ 850 nm - 1.482 @ 1300 nm - 1.477	@ 1310 nm - 1.467 @ 1550 nm - 1.467	@ 850 nm - 1.482 @ 1300 nm - 1.477	@ 1310 nm - 1.467 @ 1550 nm - 1.467	@ 850 nm - 1.482 @ 1300 nm - 1.477	@ 1310 nm - 1.467 @ 1550 nm - 1.467

ORDERING & PACKAGING OPTIONS

with max. cable length see on the opticalCON® Configurator – www.neutrik.com

0	1	2	3	4	5	6	-0... Airspool
							-1... opticalCON Case
							-2... Drum Schill GT310
							-3... Drum Schill GT380
							-4... Drum Schill HT582
							-5... Drum Schill GT450
							-6... Drum Schill SK4812

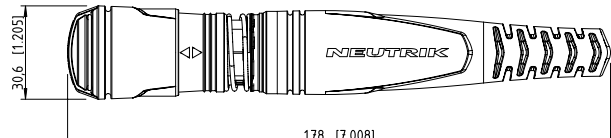
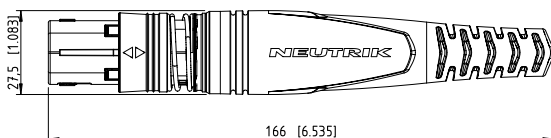
opticalCON® MTP® 12 ADVANCED CABLE CONNECTOR ASSEMBLY



- Ruggedized and dirt-protected 12-channel fiber optic connection system
- For point-to-point multichannel routing based on MTP® technology
- Cable connector features rugged metal housing and heavy-duty cable retention
- Spherical shutter guarantees low maintenance
- Dust and water resistant according to IP65 in mated condition
- Easy to clean, no special tools required
- Reliable Push-Pull locking mechanism
- Cable connector comes pre-assembled with a choice of mobile field cables
- Wiring Type A
- Available in multimode and single mode APC

The MTP® is a multichannel fiber optic connector based on MPO ("Multifiber Push On") technology (IEC-61754-7). Breakout / Master cables to standard connectors as LC, SC, ST are available in various length.

* ... MTP® is a trademark of US Conec (www.usconec.com)



TECHNICAL DATA

OPTICAL CABLE CONNECTOR

Optical connector	MTP® female
Fiber	Multimode, Singlemode APC
Insertion loss	< 0.9 dB / connection
min. Return loss	MM PC > 25 dB
	SM APC > 60 dB
Wiring	Type A

MECHANICAL

Insertion / withdrawal force	< 45 N
Lifetime (mating cycles)	> 2'500
Cable retention force	Fiber only > 500 N

MATERIAL

Shell	Zinc diecast (ZnAl4Cu1), black chrome plating
Insert / Insulation	PA 6 POM, PC, PEI
Insert color	MM: black, SM APC: green
Strain relief	Brass, Ni plated
Bushing	ZnAl4Cu1
Boot	EPDM, rubber boot

ENVIRONMENTAL

Operating temp.	-40°C to +75°C
Flammability	UL94 HB
Protection class	in mated condition IP65

TECHNICAL DATA

CABLES



	12M	12SA	X12M	X12SA
Max. number of fibers	12	12	12	12
Mode				
- Multimode PC	•	-	•	-
- Single mode APC	-	•	-	•
Fiber				
- 50 / 125-OM3	•	-	•	-
- 9 / 125-G657A2	-	•	-	•
Bend optimized fiber	•	•	•	•
Laser optimized fiber	•	N/A	•	N/A
Outer shield				
- Copper braid	-	-	-	-
- Coated glass yarn	-	-	•	•
- Stainless steel Jacket	-	-	-	-
Strength member				
- GFK	-	-	-	-
- Stainless Steel	-	-	-	-
Cable retention				
- Aramid yarn	•	•	•	•
- Crimp type	-	-	-	-
Overall diameter (mm)	8.2	8.2	10.9	10.9
Jacket				
- PUR black matte	•	•	•	•
Optical connector				
- LC-Duplex	-	-	•	•
- LC based	•	•	•	•
Min. bending radius (cm)	8.2	8.2	10.9	10.9
Weight (kg / km)	60	60	103	103
Attenuation (dB / km)				
	@ 850 nm - 2.5 @ 1300 nm - 0.5	@ 1310 nm - 0.5 @ 1550 nm - 0.3	@ 850 nm - 2.5 @ 1300 nm - 0.5	@ 1310 nm - 0.5 @ 1550 nm - 0.3
Bandwidth (MHz-km)				
	@ 850 nm ≥ 1500 @ 1300 nm ≥ 500		@ 850 nm ≥ 1500 @ 1300 nm ≥ 500	
Refraction index				
	@ 850 nm - 1.482 @ 1300 nm - 1.477	@ 1310 nm - 1.467 @ 1550 nm - 1.467	@ 850 nm - 1.482 @ 1300 nm - 1.477	@ 1310 nm - 1.467 @ 1550 nm - 1.467

ORDERING & PACKAGING OPTIONS

with max. cable length see on the opticalCON® Configurator – www.neutrik.com



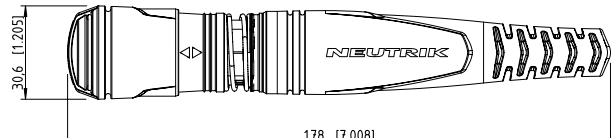
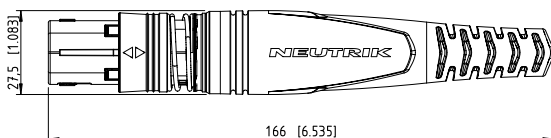
- 0... Airspool
- 1... opticalCON Case
- 2... Drum Schill GT310
- 3... Drum Schill GT380
- 4... Drum Schill HT582
- 5... Drum Schill GT450
- 6... Drum Schill SK4812

opticalCON® MTP® 16 ADVANCED CABLE CONNECTOR ASSEMBLY



- Ruggedized and dirt-protected 16-channel fiber optic connection system
- For point-to-point multichannel routing based on MTP® technology
- Cable connector features rugged metal housing and heavy-duty cable retention
- Spherical shutter guarantees low maintenance
- Dust and water resistant according to IP65 in mated condition
- Easy to clean, no special tools required
- Reliable Push-Pull locking mechanism
- Cable connector comes pre-assembled with a choice of mobile field cables
- Wiring Type A
- Available in single mode APC only

* ... MTP® is a trademark of US Conec (www.usconec.com)



TECHNICAL DATA

OPTICAL CABLE CONNECTOR

Optical connector		MTP® female
Fiber	Singlemode APC	•
Insertion loss	< 0.9 dB / connection	•
min. Return loss	SM APC > 60 dB	•
Wiring	Type A	•

MECHANICAL

Insertion / withdrawal force	< 45 N	•
Lifetime (mating cycles)	> 2'500	•
Cable retention force	Fiber only > 500 N	•

MATERIAL

Shell	Zinc diecast (ZnAl4Cu1), black chrome plating	•
Insert / Insulation	PA 6 POM, PC, PEI	•
Insert color	SM APC: green	•
Strain relief	Brass, Ni plated	•
Bushing	ZnAl4Cu1	•
Boot	EPDM, rubber boot	•

ENVIRONMENTAL

Operating temp.	-40°C to +75°C	•
Flammability	UL94 HB	•
Protection class	in mated condition IP65	•

TECHNICAL DATA

CABLES



	16SA
Max. number of fibers	16
Mode	- Multimode PC - Single mode APC
Fiber	- 50 / 125-OM3 - 9 / 125-G657A2
Bend optimized fiber	•
Laser optimized fiber	N/A
Outer shield	
- Copper braid	-
- Coated glass yarn	-
- Stainless steel Jacket	-
Strength member	
- GFK	-
- Stainless Steel	-
Cable retention	
- Aramid yarn	•
- Crimp type	-
Overall diameter (mm)	7.0
Jacket	- PUR black matte
Optical connector	
- LC-Duplex	-
- LC based	•
Min. bending radius (cm)	8.2
Weight (kg / km)	43
Attenuation (dB / km)	@ 1310 nm - 0.5 @ 1550 nm - 0.3
Bandwidth (MHz-km)	
Refraction index	@ 1310 nm - 1.467 @ 1550 nm - 1.467

ORDERING & PACKAGING OPTIONS

with max. cable length see on the opticalCON® Configurator – www.neutrik.com

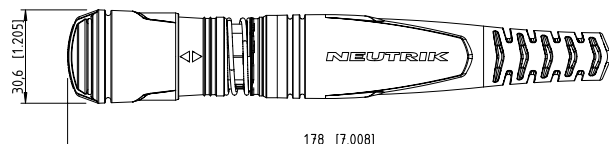
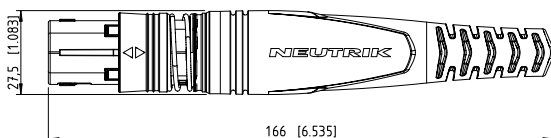
0	1	2	3	4	5	6	-0... Airspool
							-1... opticalCON Case
							-2... Drum Schill GT310
							-3... Drum Schill GT380
							-4... Drum Schill HT582
							-5... Drum Schill GT450
							-6... Drum Schill SK4812

opticalCON® MTP® 24 ADVANCED CABLE CONNECTOR ASSEMBLY



- Ruggedized and dirt-protected 24-channel fiber optic connection system
- For point-to-point multichannel routing based on MTP® technology
- Cable connector features rugged metal housing and heavy-duty cable retention
- Spherical shutter guarantees low maintenance
- Dust and water resistant according to IP65 in mated condition
- Easy to clean, no special tools required
- Reliable Push-Pull locking mechanism
- Cable connector comes pre-assembled with a choice of mobile field cables
- Wiring Type A
- Available in multimode and single mode APC

* ... MTP® is a trademark of US Conec (www.usconec.com)



TECHNICAL DATA

OPTICAL CABLE CONNECTOR

Optical connector		MTP® female
Fiber	Multimode, Singlemode APC	•
Insertion loss	< 0.9 dB / connection	•
min. Return loss	MM PC > 25 dB	•
	SM APC > 60 dB	•
Wiring	Type A	•

MECHANICAL

Insertion / withdrawal force	< 45 N	•
Lifetime (mating cycles)	> 2'500	•
Cable retention force	Fiber only > 500 N	•

MATERIAL

Shell	Zinc diecast (ZnAl4Cu1), black chrome plating	•
Insert / Insulation	PA 6	•
	POM, PC, PEI	•
Insert color	MM: black,	•
	SM APC: green	•
Strain relief	Brass, Ni plated	•
Bushing	ZnAl4Cu1	•
Boot	EPDM, rubber boot	•

ENVIRONMENTAL

Operating temp.	-40°C to +75°C	•
Flammability	UL94 HB	•
Protection class	in mated condition IP65	•

TECHNICAL DATA

CABLES



	24M	24SA
Max. number of fibers	24	24
Mode	- Multimode PC	-
	- Single mode APC	•
Fiber	- 50 / 125-OM3	-
	- 9 / 125-G657A2	•
Bend optimized fiber	•	•
Laser optimized fiber	•	N/A
Outer shield		
	- Copper braid	-
	- Coated glass yarn	-
	- Stainless steel Jacket	-
Strength member		
	- GFK	-
	- Stainless Steel	-
Cable retention		
	- Aramid yarn	•
	- Crimp type	-
Overall diameter (mm)	7.0	7.0
Jacket	- PUR black matte	•
Optical connector		
	- LC-Duplex	-
	- LC based	•
Min. bending radius (cm)	8.2	8.2
Weight (kg / km)	43	43
Attenuation (dB / km)	@ 850 nm - 2.5 @ 1300 nm - 0.5	@ 1310 nm - 0.5 @ 1550 nm - 0.3
Bandwidth (MHz-km)	@ 850 nm ≥ 1500 @ 1300 nm ≥ 500	
Refraction index	@ 850 nm - 1.462 @ 1300 nm - 1.477	@ 1310 nm - 1.467 @ 1550 nm - 1.467

ORDERING & PACKAGING OPTIONS

with max. cable length see on the opticalCON® Configurator – www.neutrik.com

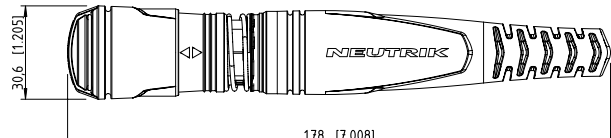
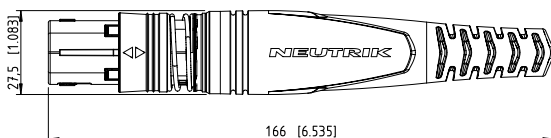
0	1	2	3	4	5	6	-0... Airspool
							-1... opticalCON Case
							-2... Drum Schill GT310
							-3... Drum Schill GT380
							-4... Drum Schill HT582
							-5... Drum Schill GT450
							-6... Drum Schill SK4812

opticalCON[®] MTP[®] 48 ADVANCED CABLE CONNECTOR ASSEMBLY



- Ruggedized and dirt-protected 48-channel fiber optic connection system
- For point-to-point multichannel routing based on MTP[®] technology
- Cable connector features rugged metal housing and heavy-duty cable retention
- Spherical shutter guarantees low maintenance
- Dust and water resistant according to IP65 in mated condition
- Easy to clean, no special tools required
- Reliable Push-Pull locking mechanism
- Cable connector comes pre-assembled with a choice of mobile field cables
- Wiring Type A
- Available in multimode only

* ... MTP[®] is a trademark of US Conec (www.usconec.com)



TECHNICAL DATA

OPTICAL CABLE CONNECTOR

Optical connector		MTP® female
Fiber	Multimode	•
Insertion loss	< 0.9 dB / connection	•
min. Return loss	MM PC > 25 dB	•
Wiring	Type A	•

MECHANICAL

Insertion / withdrawal force	< 45 N	•
Lifetime (mating cycles)	> 2'500	•
Cable retention force	Fiber only > 500 N	•

MATERIAL

Shell	Zinc diecast (ZnAl4Cu1), black chrome plating	•
Insert / Insulation	PA 6 POM, PC, PEI	•
Insert color	MM: black	•
Strain relief	Brass, Ni plated	•
Bushing	ZnAl4Cu1	•
Boot	EPDM, rubber boot	•

ENVIRONMENTAL

Operating temp.	-40°C to +75°C	•
Flammability	UL94 HB	•
Protection class	in mated condition IP65	•

TECHNICAL DATA

CABLES



		48M
Max. number of fibers		48
Mode	- Multimode PC	•
	- Single mode APC	-
Fiber	- 50 / 125-OM3	•
	- 9 / 125-G657A2	-
Bend optimized fiber		•
Laser optimized fiber		•
Outer shield		
	- Copper braid	-
	- Coated glass yarn	-
	- Stainless steel Jacket	-
Strength member		
	- GFK	-
	- Stainless Steel	-
Cable retention		
	- Aramid yarn	•
	- Crimp type	-
Overall diameter (mm)		8.1
Jacket	- PUR black matte	•
Optical connector		
	- LC-Duplex	-
	- LC based	•
Min. bending radius (cm)		12.1
Weight (kg / km)		48
Attenuation (dB / km)		@ 850 nm - 2.5 @ 1300 nm - 0.5
Bandwidth (MHz-km)		@ 850 nm ≥ 1500 @ 1300 nm ≥ 500
Refraction index		@ 850 nm - 1.482 @ 1300 nm - 1.477

ORDERING & PACKAGING OPTIONS

with max. cable length see on the opticalCON® Configurator – www.neutrik.com

0	1	2	3	4	5	6	-0... Airspool
							-1... opticalCON Case
							-2... Drum Schill GT310
							-3... Drum Schill GT380
							-4... Drum Schill HT582
							-5... Drum Schill GT450
							-6... Drum Schill SK4812

opticalCON® SPLIT & POWER-SPLIT CABLES

opticalCON® SPLIT

NKOY*



- opticalCON® multichannel solution based on opticalCON® DUO, QUAD or MTP® connectors
- Maximum flexibility, combining up to 12-channel
- Custom configurations available
- 1m SPLIT fanout
- Color coding for channel identification
- Field assembly possible
- XTREME version available

opticalCON® POWER-SPLIT

NKOYP*



powerSPLIT 2.5mm²

- 2-, 4-, 12- channel assembly available
- Custom made cable, optimized for ENG / SNG applications
- 3 electrical conductors 2.5mm² (cross section)
- Hybrid fiber / copper solution
- Custom configurations
- Up to 240V AC (16 A) power possible
- powerCON TRUE1 TOP power connectors

TECHNICAL DATA

OPTICAL CABLE CONNECTOR

Optical connector		PC
Fiber	Multimode, Singlemode PC / APC	•
Insertion loss	< 0.45 dB / connection	•
min. Return loss	MM PC > 25 dB	•
	SM PC > 50 dB	•
	SM APC > 60 dB	•

MECHANICAL

Insertion / withdrawal force	< 45 N	•
Lifetime (mating cycles)	> 5'000	•
Cable retention force	Fiber only > 500 N	•

MATERIAL

Shell	Zinc diecast (ZnAl4Cu1), black chrome plating	•
Insert / Insulation	Polyamid PA 6, PBT 30% GR, PBT 50% GR	•
Insert color	MM: black, SM PC: blue, SM APC: green	•
Strain relief	Brass, Ni plated	•
Bushing	ZnAl4Cu1	•
Boot	EPDM, rubber boot	•

ENVIRONMENTAL

Operating temp.	-40°C to +75°C	•
Flammability	UL94 HB	•
Protection class	in mated condition IP65	•

TECHNICAL DATA

CABLES



	12M	12S (A)	X12M	X12S (A)	P12M	P12S
Max. number of fibers	12	12	12	12	12	12
Mode						
- Multimode PC	•	-	•	-	•	-
- Single mode PC / APC	-	•	-	•	-	•
Fiber						
- 50 / 125-OM3	•	-	•	-	•	-
- 9 / 125-G657A2	-	•	-	•	-	•
Bend optimized fiber	•	•	•	•	•	•
Laser optimized fiber	•	N/A	•	N/A	•	N/A
Copper wires						
- 3 x 1.5 mm ²	-	-	-	-	-	-
- 3 x 2.5 mm ²	-	-	-	-	•	•
Outer shield						
- Copper braid	-	-	-	-	•	•
- Coated glass yarn	-	-	•	•	-	-
- Stainless steel Jacket	-	-	-	-	-	-
Strength member						
- GFK	-	-	-	-	-	-
- Stainless Steel	-	-	-	-	-	-
Cable retention						
- Aramid yarn	•	•	•	•	•	•
- Crimp type	-	-	-	-	-	-
Overall diameter (mm)	8.2	8.2	10.9	10.9	13.2	13.2
Jacket - PUR black matte	•	•	•	•	•	•
Optical connector						
- LC-Duplex	-	-	•	•	•	•
- LC based	•	•	•	•	•	•
Min. bending radius (cm)	8.2	8.2	10.9	10.9	19.8	19.8
Weight (kg / km)	60	60	103	103	220	220
Attenuation (dB / km)	@ 850 nm - 2.5 @ 1300 nm - 0.5	@ 1310 nm - 0.5 @ 1550 nm - 0.3	@ 850 nm - 2.5 @ 1300 nm - 0.5	@ 1310 nm - 0.5 @ 1550 nm - 0.3	@ 850 nm ≤ 2.3 @ 1300 nm ≤ 0.6	@ 1310 nm ≤ 0.33 @ 1550 nm ≤ 0.19
Bandwidth (MHz-km)	@ 850 nm ≥ 1500 @ 1300 nm ≥ 500		@ 850 nm ≥ 1500 @ 1300 nm ≥ 500		@ 850 nm ≥ 1500 @ 1300 nm ≥ 500	
Refraction index	@ 850 nm - 1.482 @ 1300 nm - 1.477	@ 1310 nm - 1.467 @ 1550 nm - 1.467	@ 850 nm - 1.482 @ 1300 nm - 1.477	@ 1310 nm - 1.467 @ 1550 nm - 1.467	@ 850 nm - 1.482 @ 1300 nm - 1.477	@ 1310 nm - 1.467 @ 1550 nm - 1.467
Power solution	240V ac / 16A	-	-	-	•*	•*

* Cable must be unreeled completely before use!

ORDERING & PACKAGING OPTIONS

with max. cable length see on the opticalCON® Configurator – www.neutrik.com

0	1	2	3	4	5	6	-0... Airspool
							-1... opticalCON Case
							-2... Drum Schill GT310
							-3... Drum Schill GT380
							-4... Drum Schill HT582
							-5... Drum Schill GT450
							-6... Drum Schill SK4812

ORDERING INFORMATION

LC & MTP® BREAKOUT/PATCH CABLES

MTP® BREAKOUT CABLE

LC PATCH CABLE



- Low loss breakout cable
- Grade A premium ferrules
- Standard breakout connector: LC[PC]
- More breakout connector types available upon request
- High performance USCONEC Elite® Male MTP® ferrule
- Interferometer measurement to inspect ferrule geometry

High performance LC & MTP® breakout cable for permanent and temporary installations. Standard premium grade A LCs (single-mode PC; multimode PC) guarantee low insertion loss values. LC breakouts easily connect to any opticalCON® DUO or QUAD chassis.

Product Code	Description	From connector	To connector	Fibertype	Split-Length
NKOP1S-LC-0-1	LC Patch Cable SM	LC [PC]	LC [PC]	Singlemode	-
NKOP1M-LC-0-1	LC Patch Cable MM	LC [PC]	LC [PC]	Multimode	-
NKOB12M-A-0-*	MTP® 12 Breakout cable MM	MTP® 12 MM [PC] Male	12x LC [PC]	Multimode	61 cm
NKOB12SA-A-0-*	MTP® 12 Breakout cable SM	MTP® 12 SM [APC] Male	12x LC [PC]	Singlemode	61 cm
NKOB16SA-A-0-*	MTP® 16 Breakout cable SM	MTP® 16 SM [APC] Male	12x LC [PC]	Singlemode	100 cm
NKOB24M-A-0-*	MTP® 24 Breakout cable MM	MTP® 24 MM [PC] Male	24x LC [PC]	Multimode	100 cm
NKOB24SA-A-0-*	MTP® 24 Breakout cable SM	MTP® 24 SM [APC] Male	24x LC [PC]	Singlemode	100 cm
NKOB48M-A-0-*	MTP® 48 Breakout cable MM	MTP® 48 MM [PC] Male	48x LC [PC]	Multimode	100 cm
NKOP12M-A-0-*	MTP® 12 patch cable MM	MTP® 12 MM [PC] Male	MTP® 12 MM [PC] Male	Multimode	-
NKOP12SA-A-0-*	MTP® 12 patch cable SM	MTP® 12SM [APC] Male	MTP® 12 SM [APC] Male	Singlemode	-
NKOP16SA-A-0-*	MTP® 16 patch cable SM	MTP® 16SM [APC] Male	MTP® 16 SM [APC] Male	Singlemode	-
NKOP24M-A-0-*	MTP® 24 patch cable MM	MTP® 24 MM [PC] Male	MTP® 24 MM [PC] Male	Multimode	-
NKOP24SA-A-0-*	MTP® 24 patch cable SM	MTP® 24SM [APC] Male	MTP® 24 SM [APC] Male	Singlemode	-
NKOP48M-A-*	MTP® 48 patch cable MM	MTP® 48 MM [PC] Male	MTP® 48 MM [PC] Male	Multimode	-

Notice: The standard configuration contains LC [PC] breakout connectors. Other connectors type are available upon request.

ACCESSORIES

FOR CABLE CONNECTOR



SCNO*X-A	Rubber coated protection cover for opticalCON® cable connectors, including black chrome front housing
SCNO*X-A-NC	Light weight noise cancelling rubber protection cover for opticalCON® cable connectors, including front housing
NAO4ML-A	opticalCON® QUAD LOOP connector, multimode
NAO4SL-A	opticalCON® QUAD LOOP connector, singlemode
NOR-*	Color coding ring for cable connector chassis


1) : find part numbers on www.neutrik.com	0	1	2	3	4
	5	6	7	8	9

NOR-*

* 0-black / 1-brown / 2-red / 3-orange / 4-yellow /
5-green / 6-blue / 7-violet / 8-grey / 9-white

opticalCON®

PULLING SOLUTIONS



- Pulling sock simplifies installation
- Pulling force > 100 kg
- Protects connectors in mated / unmated condition

FOPS-SPLIT	Split cable pulling sock
FOPS-SINGLE	Single cable pulling sock for DUO / QUAD or MTP® cables.

opticalCON[®] LITE CABLE CONNECTORS



FEATURES AND BENEFITS



Customized solutions with
opticalCON® Configurator



SMALL FORM FACTOR

TACTICAL PATCH CABLE

SAFE CONNECTION

COST EFFECTIVE

opticalCON® DUO LITE	opticalCON® QUAD LITE	opticalCON® MTP® 12 LITE	opticalCON® MTP® 24 LITE
 <p>NKO2M-L*</p> <ul style="list-style-type: none"> • 2 x 1.25 mm LC-ferrules 	 <p>NKO4M-L*</p> <ul style="list-style-type: none"> • 4 x 1.25 mm LC-ferrules 	 <p>NKO12M-L*</p> <ul style="list-style-type: none"> • 12 fiber - MTP® ferrule 	 <p>NKO24M-L*</p> <ul style="list-style-type: none"> • 24 fiber - MTP® ferrule

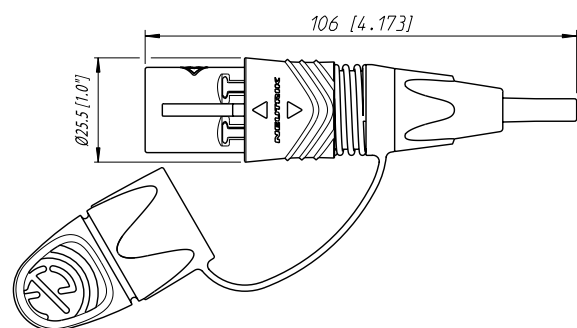
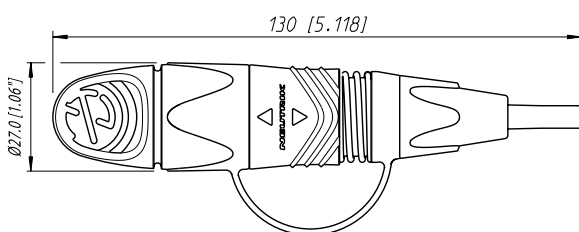
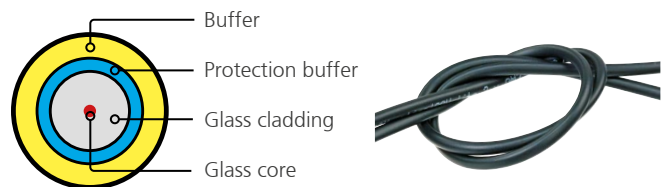
opticalCON® DUO LITE CABLE CONNECTOR ASSEMBLY



- 2-channel fiber optic connection system
- Cost optimized fiber connection for semi and permanent installations
- Waterproof acc. to IP65 safety standard in mated condition
- Small form factor
- Push-Pull locking mechanism for safe connection
- Easy to clean, no special tools required
- Compatible with standard opticalCON® DUO chassis NO2-4FDW-A*

RUGGED PATCH CABLE

Conventional patch cables are sensitive to excessively tight bending and lateral pressure. Neutrik's rugged opticalCON® LITE patch cables solve these problems via a unique design featuring a protection buffer which allows for tight bending along with increased maximum lateral pressure. These cables are ideal for permanent or semi-permanent applications.



TECHNICAL DATA

OPTICAL CABLE CONNECTOR

Optical connector		LC-Duplex
Fiber	Multimode, Singlemode PC / APC	•
Insertion loss	< 0.45 dB / connection	•
min. Return loss	MM PC > 25 dB	•
	SM PC > 50 dB	•
	SM APC > 60 dB	•

MECHANICAL

Insertion / withdrawal force	< 45 N	•
Lifetime (mating cycles)	> 2'500	•
Cable retention force	> 250 N	•

MATERIAL

Shell	PBT	•
Insert / Insulation	PBT	•
Strain relief	Brass, Ni plated	•
Bushing	PA6	•
Boot	EPDM, rubber boot	•
Split sleeve	Ceramics	•

ENVIRONMENTAL

Operating temp.	-40°C to +75°C	•
Flammability	UL94 HB	•
Protection class	in mated condition IP65	•

TECHNICAL DATA

CABLES



	2M	25(A)
Max. number of fibers	2	2
Mode	- Multimode PC	-
	- Single mode PC / APC	•
Fiber	- 50 / 125-OM3	-
	- 9 / 125-G657A2	•
Bend optimized fiber	•	•
Laser optimized fiber	•	-
Cable retention		
	- Aramid yarn	•
	- Crimp type	-
Overall diameter (mm)	3.0	3.0
Jacket	- PUR black matte	•
Optical connector		
	- LC-Duplex	-
	- LC based	•
Min. bending radius (cm)	3.0	3.0
Weight (kg / km)	9	9
Attenuation (dB / km)	@ 850 nm ≤ 3.0 @ 1300 nm ≤ 1.0	@ 1310 nm ≤ 0.35 @ 1550 nm ≤ 0.21
Bandwidth (MHz-km)	@ 850 nm ≥ 1500 @ 1300 nm ≥ 500	@ 850 nm ≥ 1500 @ 1300 nm ≥ 500
Refraction index	@ 850 nm - 1.481 @ 1300 nm - 1.476	@ 1310 nm - 1.467 @ 1550 nm - 1.468

ACCESSORIES

FOR CABLE CONNECTOR



SCNKO-L	Rubber dirt protection for opticalCON® LITE cable connector (spare part)
NOR-*	Color coding ring for cable connector chassis


0	1	2	3	4	NOR- * 0-black / 1-brown / 2-red / 3-orange / 4-yellow / 5-green / 6-blue / 7-violet / 8-grey / 9-white
5	6	7	8	9	

PACKAGING OPTIONS

with max. cable length see on the opticalCON® Configurator – www.neutrik.com

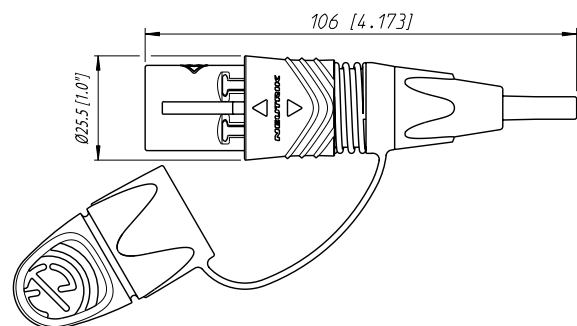
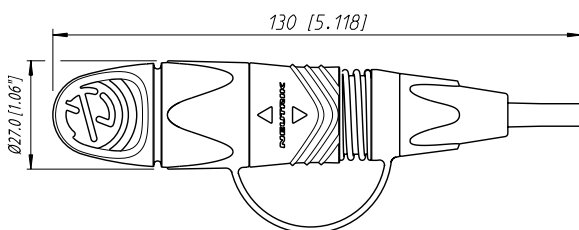
0	-0... Only airspool packaging available

opticalCON® QUAD LITE CABLE CONNECTOR ASSEMBLY



NKO45-L*

- 4-channel fiber optic connection system
- Waterproof acc. to IP65 safety standard in mated condition
- Push-pull locking mechanism
- Recommended for point-to-point connection
- Easy to clean, no special tools required
- Rugged patch cable
- Compatible with standard opticalCON® ADVANCED NO4FDW-A chassis



TECHNICAL DATA

OPTICAL CABLE CONNECTOR

Optical connector	PC	
Fiber	Multimode, Singlemode PC / APC	•
Insertion loss	< 0.45 dB / connection	•
min. Return loss	MM PC > 25 dB	•
	SM PC > 50 dB	•
	SM APC > 60 dB	•

MECHANICAL

Insertion / withdrawal force	< 45 N	•
Lifetime (mating cycles)	> 2'500	•
Cable retention force	> 250 N	•

MATERIAL

Shell	PBT	•
Insert / Insulation	PBT	•
Strain relief	Brass, Ni plated	•
Bushing	PA6	•
Boot	EPDM, rubber boot	•
Split sleeve	Ceramics	•

ENVIRONMENTAL

Operating temp.	-40°C to +75°C	•
Flammability	UL94 HB	•
Protection class	in mated condition IP65	•

TECHNICAL DATA

CABLES



	4M	45(A)
Max. number of fibers	4	4
Mode	- Multimode PC	-
	- Single mode PC / APC	•
Fiber	- 50 / 125-OM3	-
	- 9 / 125-G657A2	•
Bend optimized fiber	•	•
Laser optimized fiber	•	-
Cable retention		
	- Aramid yarn	•
	- Crimp type	-
Overall diameter (mm)	3.5	3.5
Jacket	- PUR black matte	•
Optical connector		
	- LC-Duplex	-
	- LC based	•
Min. bending radius (cm)	3.5	3.5
Weight (kg / km)	14	12
Attenuation (dB / km)	@ 850 nm ≤ 3.0 @ 1300 nm ≤ 1.0	@ 1310 nm ≤ 3.0 @ 1550 nm ≤ 1.0
Bandwidth (MHz-km)	@ 850 nm ≥ 1500 @ 1300 nm ≥ 500	@ 850 nm ≥ 1500 @ 1300 nm ≥ 500
Refraction index	@ 850 nm - 1.481 @ 1300 nm - 1.476	@ 850 nm - 1.481 @ 1300 nm - 1.476

ACCESSORIES

FOR CABLE CONNECTOR



SCNKO-L	Rubber dirt protection for opticalCON® LITE cable connector (spare part)
NOR-*	Color coding ring for cable connector chassis


0	1	2	3	4	NOR- * 0-black / 1-brown / 2-red / 3-orange / 4-yellow / 5-green / 6-blue / 7-violet / 8-grey / 9-white
5	6	7	8	9	

PACKAGING OPTIONS

with max. cable length see on the opticalCON® Configurator – www.neutrik.com

0	-0... Only airspool packaging available

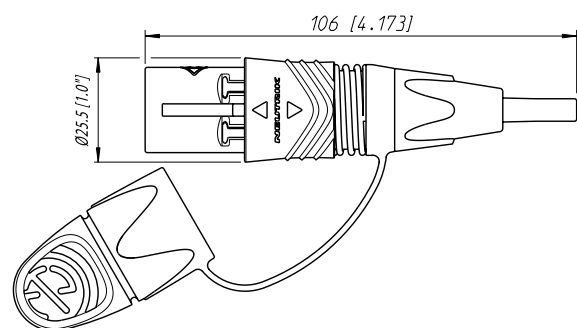
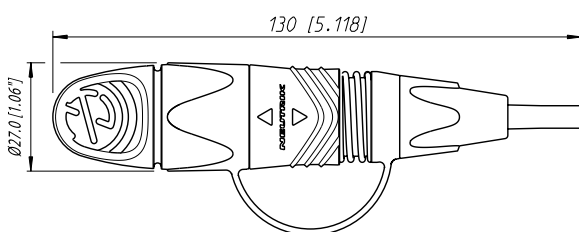
opticalCON® MTP® 12 LITE CABLE CONNECTOR ASSEMBLY



NKO12M-L*

- 12-channel MTP® based fiber optic connection system
- Waterproof acc. to IP65 safety standard in mated condition
- Recommended for multi-signal transmission
- Push-pull locking mechanism
- Custom color coding
- Rugged housing
- Rubber protection cap
- Compatible with standard opticalCON® ADVANCED NO12FDW-A chassis

* ... MTP® is a trademark of US Conec (www.usconec.com)



TECHNICAL DATA

OPTICAL CABLE CONNECTOR

Optical connector		MTP® ELITE female
Fiber	Multimode, Singlemode APC	•
Insertion loss	< 0.9 dB / connection	•
min. Return loss	MM PC > 25 dB	•
	SM APC > 60 dB	•

MECHANICAL

Insertion / withdrawal force	< 45 N	•
Lifetime (mating cycles)	> 1'500	•
Cable retention force	> 250 N	•

MATERIAL

Shell	PBT	•
Insert / Insulation	PC, PEI	•
Strain relief	Brass, Ni plated	•
Bushing	PA6	•
Boot	EPDM, rubber boot	•

ENVIRONMENTAL

Operating temp.	-40°C to +75°C	•
Flammability	UL94 HB	•
Protection class	in mated condition IP65	•

TECHNICAL DATA

CABLES



	12M	12SA
Max. number of fibers	12	12
Mode	- Multimode PC	-
	- Single mode APC	•
Fiber	- 50 / 125-OM3	-
	- 9 / 125-G657A2	•
Bend optimized fiber	•	•
Laser optimized fiber	•	-
Cable retention		
	- Aramid yarn	•
	- Crimp type	-
Overall diameter (mm)	3.5	3.5
Jacket	- PUR black matte	•
Optical connector		
	- LC-Duplex	-
	- LC based	•
Min. bending radius (cm)	3.5	3.5
Weight (kg / km)	12.0	12.0
Attenuation (dB / km)	@ 850 nm ≤ 3.0 @ 1300 nm ≤ 1.0	@ 1310 nm ≤ 3.0 @ 1550 nm ≤ 1.0
Bandwidth (MHz-km)	@ 850 nm ≥ 1500 @ 1300 nm ≥ 500	@ 850 nm ≥ 1500 @ 1300 nm ≥ 500
Refraction index	@ 850 nm - 1.481 @ 1550 nm - 1.476	@ 1310 nm - 1.481 @ 1550 nm - 1.476

ACCESSORIES

FOR CABLE CONNECTOR



SCNKO-L	Rubber dirt protection for opticalCON® LITE cable connector (spare part)
NOR-*	Color coding ring for cable connector chassis


0	1	2	3	4	NOR- * 0-black / 1-brown / 2-red / 3-orange / 4-yellow / 5-green / 6-blue / 7-violet / 8-grey / 9-white
5	6	7	8	9	

PACKAGING OPTIONS

with max. cable length see on the opticalCON® Configurator – www.neutrik.com

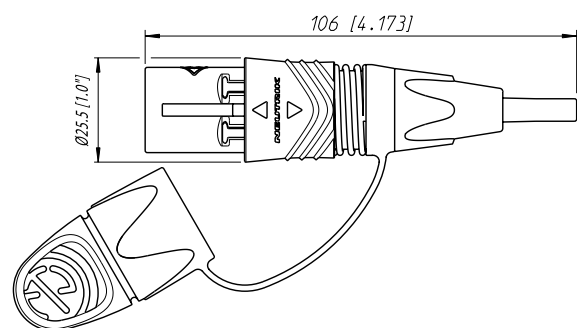
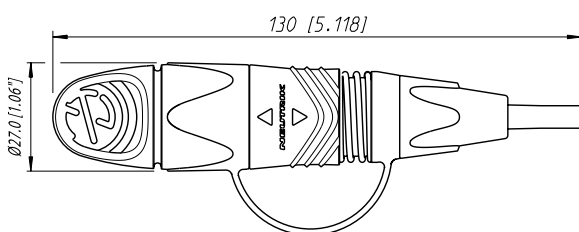
0	-0... Only airspool packaging available

opticalCON® MTP® 24 LITE CABLE CONNECTOR ASSEMBLY



- 24-channel MTP® based fiber optic connection system
- Waterproof acc. to IP65 safety standard in mated condition
- Recommended for multi-signal transmission
- Push-pull locking mechanism
- Custom color coding
- Rugged housing
- Rubber protection cap
- Compatible with standard opticalCON® ADVANCED NO24FDW-A chassis

* ... MTP® is a trademark of US Conec (www.usconec.com)



TECHNICAL DATA

OPTICAL CABLE CONNECTOR

Optical connector		MTP® ELITE female
Fiber	Multimode, Singlemode APC	•
Insertion loss	< 0.9 dB / connection	•
min. Return loss	MM PC > 25 dB	•
	SM APC > 60 dB	•

MECHANICAL

Insertion / withdrawal force	< 45 N	•
Lifetime (mating cycles)	> 1'500	•
Cable retention force	> 250 N	•

MATERIAL

Shell	PBT	•
Insert / Insulation	PC, PEI	•
Strain relief	Brass, Ni plated	•
Bushing	PA6	•
Boot	EPDM, rubber boot	•

ENVIRONMENTAL

Operating temp.	-40°C to +75°C	•
Flammability	UL94 HB	•
Protection class	in mated condition IP65	•

TECHNICAL DATA

CABLES



	24M	24SA
Max. number of fibers	24	24
Mode	- Multimode PC - Single mode APC	-
Fiber	- 50 / 125-OM3 - 9 / 125-G657A2	-
Bend optimized fiber	•	•
Laser optimized fiber	•	-
Cable retention		
- Aramid yarn	•	•
- Crimp type	-	-
Overall diameter (mm)	3.5	3.5
Jacket	- PUR black matte	•
Optical connector		
- LC-Duplex	-	-
- LC based	•	•
Min. bending radius (cm)	3.5	3.5
Weight (kg / km)	12.0	12.0
Attenuation (dB / km)	@ 850 nm ≤ 3.0 @ 1300 nm ≤ 1.0	@ 1310 nm ≤ 3.0 @ 1550 nm ≤ 1.0
Bandwidth (MHz-km)	@ 850 nm ≥ 1500 @ 1300 nm ≥ 500	@ 850 nm ≥ 1500 @ 1300 nm ≥ 500
Refraction index	@ 850 nm - 1.481 @ 1550 nm - 1.476	@ 1310 nm - 1.481 @ 1550 nm - 1.476

ACCESSORIES

FOR CABLE CONNECTOR



SCNKO-L	Rubber dirt protection for opticalCON® LITE cable connector (spare part)
NOR-*	Color coding ring for cable connector chassis

0	1	2	3	4	NOR- * 0-black / 1-brown / 2-red / 3-orange / 4-yellow / 5-green / 6-blue / 7-violet / 8-grey / 9-white
5	6	7	8	9	

PACKAGING OPTIONS

with max. cable length see on the opticalCON® Configurator – www.neutrik.com

0	-0... Only airspool packaging available

opticalCON® ADVANCED CHASSIS CONNECTORS



FEATURES AND BENEFITS



SMALL FORM FACTOR

AUTOMATIC SEALING SHUTTER


SIMPLE INTEGRATION

opticalCON® DUO



NO2-4FDW-A

Standard LC connector



opticalCON® QUAD



NO4FDW-A

Standard LC connector



opticalCON® MTP® 12



NO12FDW-A

MTP® ELITE MALE connector



opticalCON® MTP® 16



NO16FDW-A

MTP® ELITE MALE connector



opticalCON® MTP® 24



NO24FDW-A

MTP® ELITE MALE connector



opticalCON® MTP® 48




NO48FDW-A

MTP® ELITE MALE connector



opticalCON® DUO ADVANCED CHASSIS CONNECTOR



- Ruggedized and dirt-protected 2-channel fiber optic connection system
- Shutter with silicon gasket protects optical connection from dust and dirt
- Suggested OEM equipment connectors due to LC front compatibility
- Accommodates standard LC connectors on the rear for simple installation
- IP65 ingress protection in mated condition with SCDP-*
- Connection on the front side either by rugged opticalCON® or standard LC connector

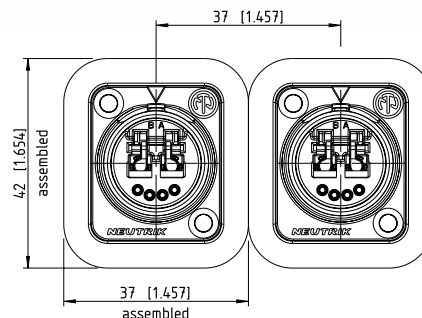
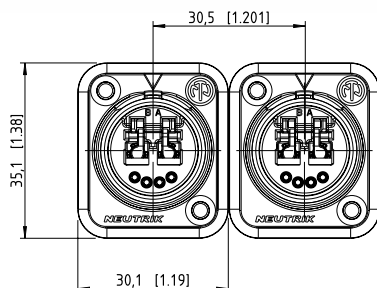
EXAMPLE

opticalCON® DUO Chassis with transceiver adapter and SFP transceiver

NAO2*-SFP-LC



NO2-4FDW-A with SCDP-FX*



NO2-4FDW-A with SCDP-*



TECHNICAL DATA

OPTICAL CHASSIS CONNECTOR



Optical connector		LC-Duplex Feedthrough
Fiber	Multimode, Singlemode PC / APC	•
Insertion loss	< 0.45 dB / connection	•
min. Return loss	MM PC > 25 dB	•
	SM PC > 50 dB	•
	SM APC > 60 dB	•

MECHANICAL

Insertion / withdrawal force	< 45 N	•
Lifetime (mating cycles)	> 5'000	•

ELECTRICAL

Number of electrical contacts	4 (5)2	•
Rated current	Mains 6 A (contact 1+4)	•
	Sense 3 A	•
Contact resistance	< 7 mΩ	•
Insulation resistance	- initial: > 10 GΩ	•
	- after damp heat test: > 1 GΩ	•
Dielectric strength	1500 V dc	•
Rated voltage	Mains 65 V ac/dc	• ¹
	Sense 50 V ac/dc	• ¹

MATERIAL

Shell	Zinc diecast (ZnAl4Cu1), black chrome plating	•
Insert / Insulation	Polyamid PA 6, PBT 30% GR	•
Contacts	female: Brass (CuZn39Pb3)	•
Contact surface	Gold (gal 0.2 μm Au over 2 μm Ni)	•
Split sleeve	Ceramics	•

ENVIRONMENTAL

Operating temp.	-40°C to +75°C	•
Flamability	UL94 V-0	•
Solderability	complies with IEC 68-2-20	•
Protection class	IP65 in mated condition in combination with SCDP-*	•

1 ... Not compatible to SMPTE 304M standard. Suitable for indoor (studio) camera links considering specific conditions acc. to IEC 60664-1 like pollution degree 1, overvoltage category 1 and rated voltage.
For detailed information ask for the White Paper "opticalCON® @ SMPTE Indoor Applications".


2 ... Shell ground contacts

TECHNICAL DATA

opticalCON® DUO CHASSIS

	Type	Plating	Fiber	Solder contacts	Shell ground contact
NO2-4FDW-A	Chassis	Black Chrome	2	4	-
NO2-4FDW-1-A	Chassis	Black Chrome	2	4	1

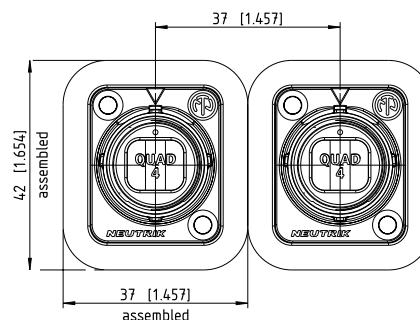
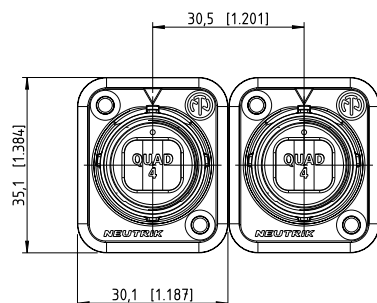
opticalCON® QUAD ADVANCED CHASSIS CONNECTOR



NO4FDW-A

- Ruggedized and dirt-protected 4-channel fiber optic connection system
- For point-to-point multichannel routing
- Laser protective metal shutter seals dust proof with two-component rubber gasket
- IP65 ingress protection in mated condition with SCDP-*
- Accommodates standard LC connectors on the rear for simple installation

NO4FDW-A with SCDP-FX*



NO4FDW-A with SCDP-*



TECHNICAL DATA

OPTICAL CHASSIS CONNECTOR



Optical connector		PC
		Feedthrough
Fiber	Multimode, Singlemode PC / APC	•
Insertion loss	< 0.45 dB / connection	•
min. Return loss	MM PC > 25 dB	•
	SM PC > 50 dB	•
	SM APC > 60 dB	•

MECHANICAL

Insertion / withdrawal force	< 45 N	•
Lifetime (mating cycles)	> 5'000	•

MATERIAL

Shell	Zinc diecast (ZnAl4Cu1), black chrome plating	•
Insert / Insulation	Polyamid PA 6, PBT	•
Split sleeve	Ceramics	•

ENVIRONMENTAL


Operating temp.	-40°C to +75°C	•
Flamability	UL94 V-0	•
Protection class	IP65 in mated condition in combination with SCDP-*	•

TECHNICAL DATA

opticalCON® QUAD CHASSIS

	Type	Plating	Fiber	Solder contacts	Shell ground contact
NO4FDW-A	Chassis	Black Chrome	4	-	-

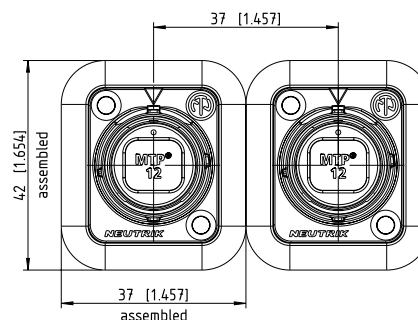
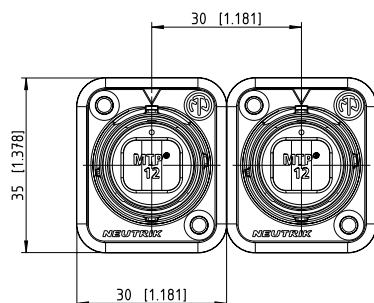
opticalCON® MTP® 12 ADVANCED CHASSIS CONNECTOR



- Ruggedized and dirt-protected 12-channel fiber optic connection system
- For point-to-point multichannel routing
- Laser protective metal shutter seals dust proof with two-component rubber gasket
- IP65 ingress protection in mated condition with SCDP-*
- Accommodates standard MTP® ELITE MALE connectors on the rear for simple installation*

* ... MTP® is a trademark of US Conec (www.usconec.com)

NO12FDW-A with SCDP-FX*



NO12FDW-A with SCDP-*



TECHNICAL DATA

OPTICAL CHASSIS CONNECTOR



Optical connector		MTP® ELITE female
		Feedthrough
Fiber	Multimode, Singlemode APC	•
Insertion loss	< 0.9 dB / connection	•
min. Return loss	MM PC > 25 dB	•
	SM APC > 60 dB	•

MECHANICAL

Insertion / withdrawal force	< 45 N	•
Lifetime (mating cycles)	> 2'500	•

MATERIAL

Shell	Zinc diecast (ZnAl4Cu1), black chrome plating	•
Insert / Insulation	Polyamid PA 6, PBT	•

ENVIRONMENTAL


Operating temp.	-40°C to +75°C	•
Flamability	UL94 V-0	•
Protection class	IP65 in mated condition in combination with SCDP-*	•

TECHNICAL DATA

opticalCON® MTP® 12 CHASSIS

	Type	Plating	Fiber	Solder contacts	Shell ground contact
NO12FDW-A	Chassis	Black Chrome	12	-	-

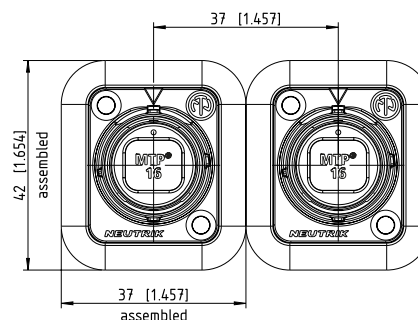
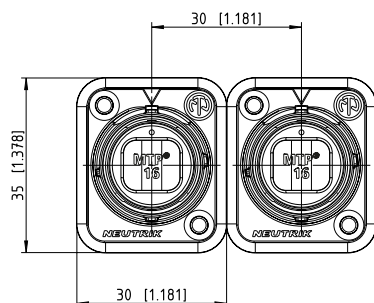
opticalCON® MTP® 16 ADVANCED CHASSIS CONNECTOR



- Ruggedized and dirt-protected 16-channel fiber optic connection system
- For point-to-point multichannel routing
- Laser protective metal shutter seals dust proof with two-component rubber gasket
- IP65 ingress protection in mated condition with SCDP-*
- Accommodates standard MTP® ELITE MALE connectors on the rear for simple installation*

* ... MTP® is a trademark of US Conec (www.usconec.com)

NO16FDW-A with SCDP-FX*



NO16FDW-A with SCDP-*



TECHNICAL DATA

OPTICAL CHASSIS CONNECTOR



Optical connector		MTP® ELITE female
		Feedthrough
Fiber	Singlemode APC	•
Insertion loss	< 0.9 dB / connection	•
min. Return loss	SM APC > 60 dB	•

MECHANICAL

Insertion / withdrawal force	< 45 N	•
Lifetime (mating cycles)	> 2'500	•

MATERIAL

Shell	Zinc diecast (ZnAl4Cu1), black chrome plating	•
Insert / Insulation	Polyamid PA 6, PBT	•

ENVIRONMENTAL


Operating temp.	-40°C to +75°C	•
Flamability	UL94 V-0	•
Protection class	IP65 in mated condition in combination with SCDP-*	•

TECHNICAL DATA

opticalCON® MTP® 16 CHASSIS

	Type	Plating	Fiber	Solder contacts	Shell ground contact
NO16FDW-A	Chassis	Black Chrome	16	-	-

opticalCON® MTP® 24 ADVANCED CHASSIS CONNECTOR

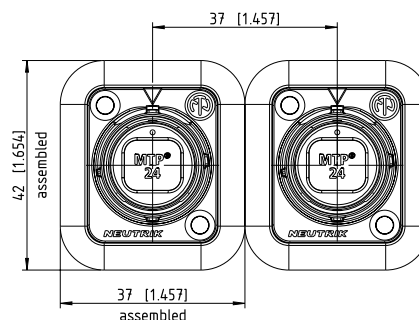
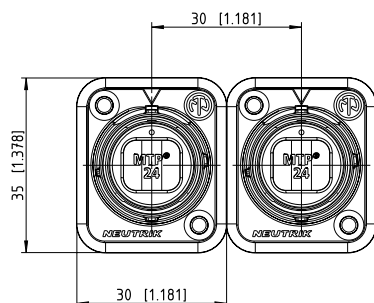


NO24FDW-A

- Ruggedized and dirt-protected 24-channel fiber optic connection system
- For point-to-point multichannel routing
- Laser protective metal shutter seals dust proof with two-component rubber gasket
- IP65 ingress protection in mated condition with SCDP-*
- Accommodates standard MTP® ELITE MALE connectors on the rear for simple installation*

* ... MTP® is a trademark of US Conec (www.usconec.com)

NO24FDW-A with SCDP-FX*



NO24FDW-A with SCDP-*



TECHNICAL DATA

OPTICAL CHASSIS CONNECTOR



Optical connector	MTP® ELITE female
	Feedthrough
Fiber	Multimode, Singlemode APC
Insertion loss	< 0.9 dB / connection
min. Return loss	MM PC > 25 dB
	SM APC > 60 dB

MECHANICAL

Insertion / withdrawal force	< 45 N
Lifetime (mating cycles)	> 2'500

MATERIAL

Shell	Zinc diecast (ZnAl4Cu1), black chrome plating
Insert / Insulation	Polyamid PA 6, PBT

ENVIRONMENTAL


Operating temp.	-40°C to +75°C
Flamability	UL94 V-0
Protection class	IP65 in mated condition in combination with SCDP-*

TECHNICAL DATA

opticalCON® MTP® 24 CHASSIS

	Type	Plating	Fiber	Solder contacts	Shell ground contact
NO24FDW-A	Chassis	Black Chrome	24	-	-

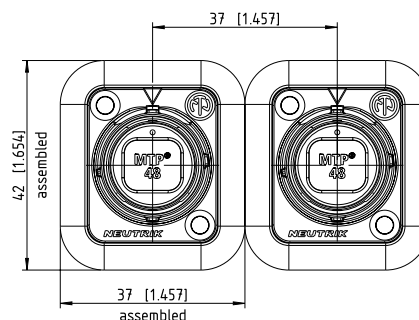
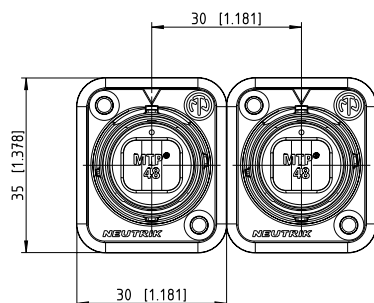
opticalCON® MTP® 48 ADVANCED CHASSIS CONNECTOR



- Ruggedized and dirt-protected 48-channel fiber optic connection system
- For point-to-point multichannel routing
- Laser protective metal shutter seals dust proof with two-component rubber gasket
- IP65 ingress protection in mated condition with SCDP-*
- Accommodates standard MTP® ELITE MALE connectors on the rear for simple installation*

* ... MTP® is a trademark of US Conec (www.usconec.com)

NO48FDW-A with SCDP-FX*



NO48FDW-A with SCDP-*



TECHNICAL DATA

OPTICAL CHASSIS CONNECTOR



Optical connector		MTP® ELITE female
		Feedthrough
Fiber	Multimode	•
Insertion loss	< 0.9 dB / connection	•
min. Return loss	MM PC > 25 dB	•

MECHANICAL

Insertion / withdrawal force	< 45 N	•
Lifetime (mating cycles)	> 2'500	•

MATERIAL

Shell	Zinc diecast (ZnAl4Cu1), black chrome plating	•
Insert / Insulation	Polyamid PA 6, PBT	•

ENVIRONMENTAL

Operating temp.	-40°C to +75°C	•
Flamability	UL94 V-0	•
Protection class	IP65 in mated condition in combination with SCDP-*	•

TECHNICAL DATA


opticalCON® MTP® 48 CHASSIS

	Type	Plating	Fiber	Solder contacts	Shell ground contact
NO48FDW-A	Chassis	Black Chrome	48	-	-

ORDERING INFORMATION



ACCESSORIES FOR CHASSIS



SEALING COVER	
SCNO-FDW-A	Rugged sealing cover for opticalCON chassis connectors
SCD-NC	Rubber sealing cover for opticalCON chassis connectors
SCCD-W	Spring-loaded cover to seals D-size chassis connectors, IP65 rated



SEALING GASKETS	
SCDP-*	D-Size sealing gaskets for chassis, color coding according to ANSI/TIA-568-3-D Standard
SCDP-FX-*	D-Size sealing gaskets for chassis, color coding according to ANSI/TIA-568-3-D Standard

0

1

2

3

4

5

6

7

8

9

SCDP-*

0-black / 1-brown / 2-red / 3-orange / 4-yellow / 5-green / 6-blue / 7-violet / 8-grey / 9-white

SCDP-FX-*

0-black / 2-red / 4-yellow / 5-green / 6-blue / 9-white



COUPLER

WEATHERPROOF **opticalCON**® coupler (adapter) for cable extensions.

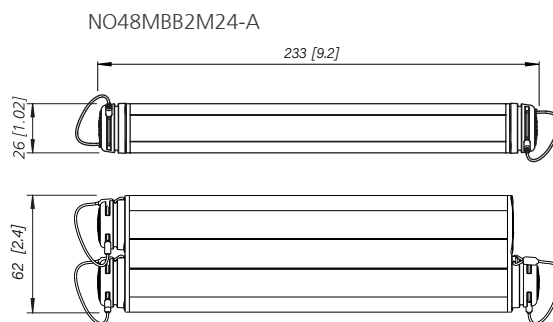
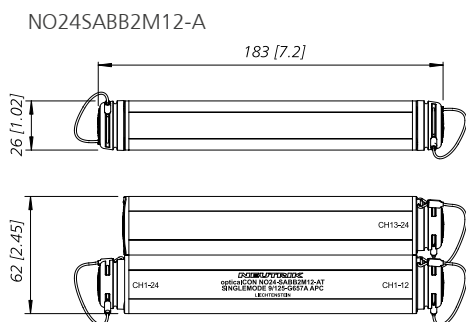


	Type	Colour	Plating	Fiber	Solder contacts	Shell ground contact	Wiring
NAO2M-H1W-A	Coupler	black	black	2 x LC-Duplex Multimode PC	4 x 0.75 mm ²	•	ISO/IEC 11801
NAO2S-H1W-A	Coupler	blue	black	2 x LC-Duplex Singlemode PC	4 x 0.75 mm ²	•	ISO/IEC 11801
NAO2SA-H1W-A	Coupler	green	black	2 x LC-Duplex Singlemode APC	4 x 0.75 mm ²	•	ISO/IEC 11801
NAO2SA-H1W-AX	Coupler	green	black	2 x LC-Duplex Singlemode APC	4 x 0.75 mm ²	•	crossed
NAO4MW-A	Coupler	black	black	4 x Multimode PC	-	-	ISO/IEC 11801
NAO4MW-AX	Coupler	black	black	4 x Multimode PC	-	-	crossed
NAO4SW-A	Coupler	blue	black	4 x Singlemode PC	-	-	ISO/IEC 11801
NAO4SW-AX	Coupler	blue	black	4 x Singlemode PC	-	-	crossed
NAO4SAW-A	Coupler	green	black	4 x Singlemode APC	-	-	ISO/IEC 11801
NAO4SAW-AX	Coupler	green	black	4 x Singlemode APC	-	-	crossed
NAO4SW-A-X	Coupler	red	black	4 x Singlemode PC	-	-	ISO/IEC 11801
NAO12MW-A	Coupler	black	black	12 x Multimode PC	-	-	Type A
NAO12SAW-A	Coupler	green	black	12 x Singlemode APC	-	-	Type A
NAO16SAW-A	Coupler	green	black	16 x Singlemode APC	-	-	Type A
NAO24MW-A	Coupler	black	black	24 x Multimode PC	-	-	Type A
NAO24SAW-A	Coupler	green	black	24 x Singlemode APC	-	-	Type A
NAO48MW-A	Coupler	black	black	48 x Multimode PC	-	-	Type A

COUPLER


INDOOR **opticalCON**® coupler (adapter) for cable extensions (not weatherproof).

	Type	Colour	Plating	Fiber
NO24SABB2M12-A	Coupler	black	black	1 x NO24FDW-A to 2 x NO12FDW-A, Singlemode APC
NO24MBB2M12-A	Coupler	black	black	1 x NO24FDW-A to 2 x NO12FDW-A, Multimode PC
NO48MBB2M24-A	Coupler	black	black	1 x NO48FDW-A to 2 x NO24FDW-A, Multimode PC



ACCESSORIES

FOR TRANSCEIVER ADAPTER




The opticalCON® Transceiver Adapter connects an opticalCON® chassis (NO2-4FDW*) and a LC SFP transceiver. NAO2*-SFP-LC consists of two LC-SFP adapters, 2 flat gaskets (1 mm and 2 mm) and one NO2-4FDW-A without copper contacts.

- Eases design integration of the opticalCON® chassis connectors (NO2-4FDW*) in combination with SFP transceivers
- Compatible with all LC SFP transceivers
- Automatic sealing shutter of the opticalCON® avoids transceiver soiling
- Enables use of rugged opticalCON® or conventional LC connectors
- Avoids vandalism, opticalCON® “protects” the transceiver

NAO2M-SFP-LC	grey	MM Transceiver Adapter + opticalCON® chassis (NO2-4FDW-A) without copper contacts
NAO2S-SFP-LC	blue	SM Transceiver Adapter + opticalCON® chassis (NO2-4FDW-A) without copper contacts
NAO2SA-SFP-LC	green	SM APC Transceiver Adapter + opticalCON® chassis (NO2-4FDW-A) without copper contacts

NAOBO

BREAKOUT ADAPTER



NAOBO is a flexible chassis mounting and adaption solution with cable strain relief to meet any kind of standard fiber connector (e.g. LC, SC, ST, MTP®). It can be fixed to a rack with a cable tie. The breakout adapter can be mounted straight or angled.

- Flexible chassis mounting solution
- Adaption solution to meet existing non-opticalCON fiber installation
- NAOBO can be equipped with any D-size chassis connector



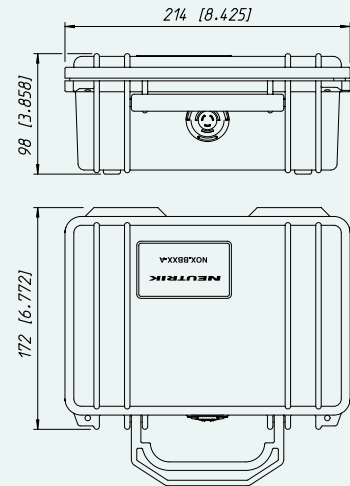
NAOBO	Breakout Adapter Kit consisting of: 1 NAOBO plastic housing, 1 counter nut, 1 90° rear shell, 1 PG-gland, 1 cable tie and 2 screws
-------	---



opticalCON® BREAKOUT BOXES



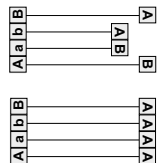
NO12SABB6D-A



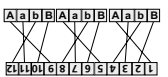
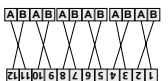
Breakout Box

- Breakout boxes are used to split multichannel connections such as opticalCON® QUAD and MTP® to either dual or single channels
- Dust and waterproof according to IP65 in mated condition
- Dust and waterproof according to IP67 when closed for transport

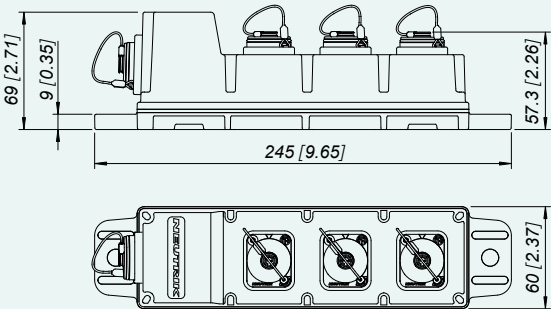
NO4SBB2D-A	1 x NO4FDW-A to 2 x NO2-4FDW-A, Singlemode PC
NO4SABB2D-A	1 x NO4FDW-A to 2 x NO2-4FDW-A, Singlemode APC
NO4MBB2D-A	1 x NO4FDW-A to 2 x NO2-4FDW-A, Multimode PC
NO4SBB4D-A	1 x NO4FDW-A to 4 x NO2-4FDW-A, Singlemode PC
NO4SABB4D-A	1 x NO4FDW-A to 4 x NO2-4FDW-A, Singlemode APC
NO4MBB4D-A	1 x NO4FDW-A to 4 x NO2-4FDW-A, Multimode PC



NO12SAABB6D-A	1 x NO12FDW-A to 6 x NO2-4FDW-A, Singlemode APC to APC
NO12SABB6D-A	1 x NO12FDW-A to 6 x NO2-4FDW-A, Singlemode APC to PC
NO12MBB6D-A	1 x NO12FDW-A to 6 x NO2-4FDW-A, Multimode PC
NO12SAABB3Q-A	1 x NO12FDW-A to 3 x NO4FDW-A, Singlemode APC to APC
NO12SABB3Q-A	1 x NO12FDW-A to 3 x NO4FDW-A, Singlemode APC to PC
NO12MBB3Q-A	1 x NO12FDW-A to 3 x NO4FDW-A, Multimode PC



opticalCON® opticalBAR



NO12SA-OCB3NO4-A

A compact, rugged fiber breakout solution designed for professional applications where flexibility, reliability, and durability matter. With an IP65 rating when mated, the opticalBAR enables smart fiber distribution in the most demanding environments. Fully compatible with the opticalCON® ADVANCED series, the opticalBAR is available in the following core variants:

- Flexible mounting options: Mounting holes for screws, Velcro straps and pegs; Truss clips (available soon)
- Outdoor Ready: IP65 rated in mated conditions
- Full compatibility with our opticalCON® ADVANCED products

PRODUCT		ENVIRONMENTAL	
Title	opticalBAR	Temperature range	-25 °C to + 70 °C
Connector Type	Breakout Adapter	Protection class	IP65 (in mated condition)
Gender	female		
MECHANICAL		OPTICAL	
Insertion force	< 45 N	Insertion loss	LC < 0.4 dB per connection
Withdrawal force	< 45 N		MTP® < 0.9 dB per connection
Lifetime (typ.)	1000 mating cycles	Optical connector	LC or MTP®
Locking device	Push-Pull		

Product Code	From chassis	To chassis	Fibertype
NO4M-OC-B2NO2-A	1x opticalCON® QUAD MM	2x opticalCON® DUO MM	Multimode
NO4S-OCB2NO2-A	1x opticalCON® QUAD SM [PC]	2x opticalCON® DUO SM [PC]	Singlemode
NO4SA-OCB2NO2-A	1x opticalCON® QUAD SM [APC]	2x opticalCON® DUO SM [APC]	Singlemode
NO12M-OCB3NO4-A	1x opticalCON® MTP®12 MM	3x opticalCON® QUAD MM	Multimode
NO12SA-OCB3NO4-A	1x opticalCON® MTP®12 SM [APC]	3x opticalCON® QUAD SM [PC]	Singlemode



PANEL SOLUTIONS

19" D-SHAPE Z-PANELS & PLATES

NZPF1RU



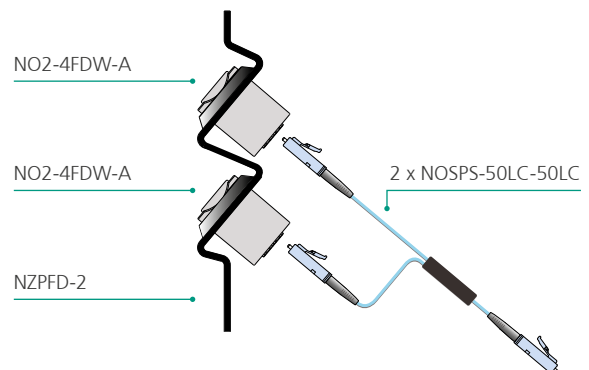
NZPF3RU



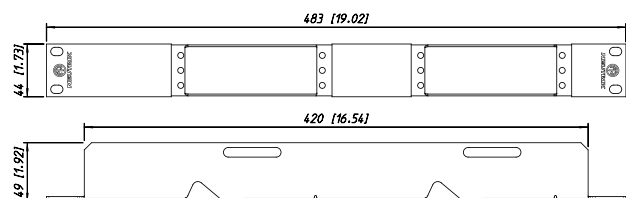
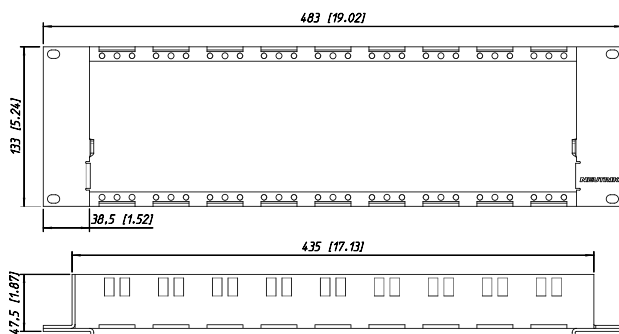
- Space saving design, ideal for cramped rack applications such as OB truck I/O panels
- Frame plate can be loaded with opticalCON® DUO or QUAD plus E2000 or ST or SC connectors
- Frames can be equipped with frame plates (D-shape) or blind plates
- Ideal cable bend protection
- 1 RU or 3 RU frame

APPLICATION EXAMPLE

FOR **powerMONITOR®**




Panel frame 3RU





Panel frame 1RU

Z-PANELS


PANEL FRAME 1RU




PANEL FRAME 3RU



ANGLED RACK PANEL



SPLITTER



PANEL FRAME

1	NZPF1RU	Panel frame 1RU for opticalCON® panel frames
2	NZPF3RU	Panel frame 3RU for opticalCON® panel frames
3	NZP1RU-8	Panel 1RU, 30° forward-turned and offers 8 x D-shape cutouts with M3 threaded fastening holes
3	NZP1RU-12	Panel 1RU, 30° forward-turned and offers 12 x D-shape cutouts with M3 threaded fastening holes

PANEL PLATE

4	NZPFBP	Panel frame blind plate
5	NZPFD	Panel frame plate for opticalCON® chassis connector
6	NZPFD-2	Panel frame plate 2 x D-shape cutouts (works only on NZPF3RU Panel)
7	NZPFD-4E	Panel frame plate 1 x D-shape cutout, 2 E2000 compact chassis cutouts
8	NZPFD-4SC	Panel frame plate 1 x D-shape cutout, 2 SC compact chassis cutouts
9	NZPFD-4ST	Panel frame plate 1 x D-shape cutout, 4 ST chassis cutouts
10	NZPFD-4SC-S	Panel frame plate 1 x D-shape cutout, 4 SC simplex cutouts

SPLITTER

11	NOSPM-LC50-LC50	Multimode 1 x 2 splitter LC*s
11	NOSPS-LC50-LC50	Singlemode PC 1 x 2 splitter LC*
* ... other connectors (SC, ST, E200) on request		

ORDERING INFORMATION

FIBER OPTIC

MEASUREMENT & CLEANING KIT



CAS-FOCD-ADV



FOCD-DC125/250



FOCD-DCM



FOCD-CF



FOMD-TC-SM1550

CAS-FOCD-ADV	Fiber Optic Cleaning Devices – CASE contains hand microscope, opticalCON measurement adapter, cleaning set	
	FOCD-CF 1)	Cleaning Fluid
	FOCD-DC125 1)	DRY Cleaner 1.25 mm
	FOCD-DC250 1)	DRY Cleaner 2.5 mm
	FOCD-DCM	DRY Cleaner MTP®, cleaning brush for guidance holes
	FOMD-TC-SM1550	Transceiver 1550 nm singlemode

1) ... refill consumable, in CAS-FOCD included

CABLE CONNECTOR

CLEANING ACCESSORIES



- Enhanced inspection and cleaning procedure
- Lockable with opticalCON® cable connector
- Compatible with conventional cleaning and inspection equipment

FOCD-STD	Service tool for opticalCON® DUO
FOCD-STQ	Service tool for opticalCON® QUAD
FOCD-STM	Service tool for opticalCON® MTP®

CHASSIS CONNECTOR

CLEANING ACCESSORIES



FOCD-STC	Service tool for opticalCON® DUO chassis connector NO2-4FDW-*A / opticalCON® MTP® chassis connector NO12FDW-A, NO16FDW-A, NO24FDW-A and NO48FDW-A
FOID-STQC	Service tool for opticalCON® QUAD chassis connector NO4FDW-A

ORDERING INFORMATION




opticalCON®

CONNECTOR FIELD ASSEMBLY



- Neutrik opticalCON® field assembly kit
- Based on Corning UniCam pre-polished LC connectors
- No additional tooling required
- Requires completion of a certified Neutrik opticalCON® field assembly training
- Find more details on www.neutrik.com



Neutrik Group Companies

LIECHTENSTEIN (Headquarters)
Neutrik AG
Im alten Riet 143, 9494 Schaan

Europe, the Middle East and Africa
Neutrik EMEA GmbH
Marie-Curie-Strasse 2, 85221 Dachau, Germany

**North America, Central America,
South America and the Caribbean**
Neutrik Americas Inc.
4115 Taggart Creek Road, Charlotte, NC 28208-5479, United States of America

JAPAN
Neutrik Limited
Yusen-Higashinohonbashi-Ekimae Bldg., 3-7-19, Higashinohonbashi, Chuo-ku, Tokyo 103-0004, Japan

Asia-Pacific
Neutrik Hong Kong Ltd.
Suite18, 7/F, Shatin Galleria, 18-24 Shan Mei Street, Fotan, Shatin, Hong Kong SAR China

CHINA
Neutrik Technology (Ningbo) Co., Ltd.
No.1456 Yinxian Avenue West, Haishu District, Ningbo 315153, Zhejiang Province, China

Other Neutrik Group Companies

HUNGARY
Neutrik Hungary Kft.
Liszt Ferenc utca 35. I. em.1., 9022 Győr

SWITZERLAND
Contrik AG
Steinackerstrasse 35, 8902 Urdorf

GERMANY
CONNEX GmbH
Elbestraße 12, 26135 Oldenburg

USA
Major Custom Cable Inc.
281 Lotus Drive, Jackson, Missouri, 63755

opticalCON Guide – 2025/07 – NF05 V33 – Data subject to change without prior notice. © 2025 NEUTRIK®.
NEUTRIK®, opticalCON® are registered trademarks of Neutrik AG. ALL RIGHTS RESERVED.

www.neutrik.com

NEUTRIK®

A brand of the Neutrik Group