




XIRIUM PRO DANTE Update Instruction

XIRIUM

PRO



NEUTRIK®

How to update DANTE on XIRIUM PRO devices

(via DANTE Firmware Update Manager)

- 1) Please visit the **Neutrik website** (Support / Downloads / Firmware, Software) and download the "DANTE Firmware Update Manager".
Follow the installation instructions. Click on the link below:

Alternative:

Download DANTE Firmware Update Manager from the Audinate website and follow the installation instructions. Click on the link below:

Windows:

<https://my.audinate.com/content/dante-firmware-update-manager-v31062-windows>

MAC OSX:

<https://my.audinate.com/content/dante-firmware-update-manager-v31062-macos>

- 2) Please visit the **Neutrik website** (Support / Downloads / Firmware, Software), and download the latest Neutrik XIRIUM PRO DANTE Firmware (depends on which device should be updated)

Please note: The XIRIUM PRO base station will receive the update, NOT the DANTE module. In order to update a base station, a DANTE module must be inserted. If a DANTE module will not be used with your XIRIUM PRO base stations (i.e. only analog or AES modules will be used), no update is necessary!

- 3) Once installed, open the DANTE Firmware Update Manager by double clicking the file.
- 4) Select the network interface used for the primary DANTE network



5) Choose the mode “Update DANTE Firmware”



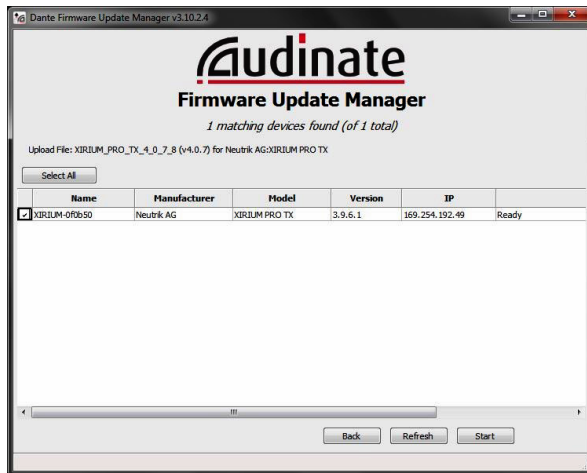
- 6) Select the Firmware Update File (already downloaded from Neutrik)
- a. If updating one or more transmitters, please select the Firmware Update File TX
 - b. If updating one or more receivers, please select the Firmware Update File



Note! “Override Device Matching” must be selected. The warning window which appears afterword can be ignored. Press yes!

- 7) The firmware update manager will now scan for connected devices. Please be sure that the computer is connected to the same network as the DANTE devices. If a XIRIUM PRO base station does not appear in the list, please make sure that it is powered on, and press refresh in the screen.

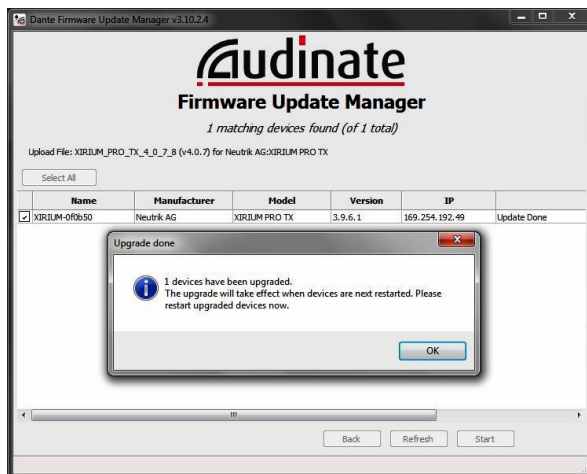
- 8) Now select all devices to be updated by selecting the boxes next to the device name in the following screen.



Note! "DO NOT attempt to update TX and RX base stations at the same time! If the TX update file was selected in step 7, only select TX devices. If the RX update file was selected in step 7, only select RX devices."

Next, click "Start"! The subsequent message needs to be confirmed, before the update process starts.

- 9) A confirmation window will appear once the update process has completed. A final restart of the devices will be necessary.



- 10) Finally, Neutrik recommends typing in the base station serial number as a device name via the **DANTE controller software**. This software is also available for free at the **Audinate website** and allows you to route the signals of your DANTE network.

Imprint

Subject to change due to technical advances! This user manual corresponds to the level of technology at the time the product was delivered and not the current stage of development at Neutrik.

If any pages or sections of this user manual are missing, please contact the manufacturer at the address listed below.

Copyright

This user manual is protected by copyright. The user manual must not be duplicated, reproduced, microfilmed or translated, or converted to be saved and processed in EDP systems, neither as excerpts nor in full, without the express written authorization of Neutrik.

Copyright by: © Neutrik® AG

Audinate® is a registered trademark of Audinate Pty Ltd.

Dante™ is a trademark of Audinate Pty Ltd.

Document identification

Document No: BDA 528 V4

Version: 2020/03

Language: English

Original language: German

Each user manual in a different language is a translation of the operating manual in German.

Manufacturer

Neutrik® AG

Im alten Riet 143

9494 Schaan


Liechtenstein

T: +423 2372424

F: +423 2325393

E: neutrik@neutrik.com

www.neutrik.com



LIECHTENSTEIN (HEADQUARTERS)

Neutrik AG, Im alten Riet 143, 9494 Schaan
T +423 237 24 24, F +423 232 53 93, neutrik@neutrik.com

GERMANY / NETHERLANDS / DENMARK / AUSTRIA

Neutrik Vertriebs GmbH, Felix-Wankel-Strasse 1, 85221 Dachau, Germany
T +49 8131 28 08 90, neutrik@neutrik.de

GREAT BRITAIN

Neutrik (UK) Ltd., Westridge Business Park, Cothey Way
Ryde, Isle of Wight PO33 1 QT
T +44 1983 811 441, sales@neutrik.co.uk

FRANCE

Neutrik France SARL, 52 rue d'aguesseau, 1er etage, 92100 Boulogne-
Billancourt
T +33 1 41 31 67 50, info@neutrik.fr

USA

Neutrik USA Inc., 4115 Taggart Creek Road, Charlotte, North Carolina, 28208
T +1 704 972 30 50, info@neutrikusa.com

JAPAN

Neutrik Limited, Yusen-Higashinibashi-Ekimae Bldg., 3-7-19
Higashinibashi, Chuo-ku, Tokyo 103
T +81 3 3663 47 33, mail@neutrik.co.jp

HONG KONG

Neutrik Hong Kong LTD., Suite 18, 7th Floor Shatin Galleria
Fotan, Shatin
T +852 2687 6055, sales@neutrik.com.hk

CHINA

Ningbo Neutrik Trading Co., Ltd., Shiqi Street, Yinxian Road West
Fengjia Villiage, Hai Shu District, Ningbo, Zhejiang, 315153
T +86 574 88250833, sales@neutrik.com.cn

INDIA

Neutrik India Pvt. Ltd., Level 3, Neo Vikram, New Link Road,
Above Audi Show Room, Andheri West, Mumbai, 400053
T +91 982 05 43 424, anklesaria@neutrik.com


ASSOCIATED COMPANIES

Contrik AG

Steinackerstrasse 35, 8902 Urdorf, Switzerland
T +41 44 736 50 10, contrik@contrik.ch

H. Adam GmbH

Felix-Wankel-Straße 1, 85221 Dachau, Germany
T +49 08131 28 08-0, anfrage@adam-gmbh.de



www.neutrik.com / www.xirium.net